



<http://www.biodiversitylibrary.org/>

Bulletin of the British Museum (Natural History).

London :The Museum,1950-1977.

<http://www.biodiversitylibrary.org/bibliography/53882>

v.22 (1968): <http://www.biodiversitylibrary.org/item/19410>

Article/Chapter Title: Hymenoptera from Turkey, Symphyta

Author(s): Benson RB

Subject(s): Entomology

Page(s): Page 109, Page 110, Page 111, Page 112, Page 113, Page 114, Page 115, Page 116, Page 117, Page 118, Page 119, Page 120, Page 121, Page 122, Page 123, Page 124, Page 125, Page 126, Page 127, Page 128, Page 129, Page 130, Page 131, Page 132, Page 133, Page 134, Page 135, Page 136, Page 137, Page 138, Page 139, Page 140, Page 141, Page 142, Page 143, Page 144, Page 145, Page 146, Page 147, Page 148, Page 149, Page 150, Page 151, Page 152, Page 153, Page 154, Page 155, Page 156, Page 157, Page 158, Page 159, Page 160, Page 161, Page 162, Page 163, Page 164, Page 165, Page 166, Page 167, Page 168, Page 169, Page 170, Page 171, Page 172, Page 173, Page 174, Page 175, Page 176, Page 177, Page 178, Page 179, Page 180, Page 181, Page 182, Page 183, Page 184, Page 185, Page 186, Page 187, Page 188, Page 189, Page 190, Page 191, Page 192, Page 193, Page 194, Page 195, Page 196, Page 197, Page 198, Page 199, Page 200, Page 201, Page 202, Page 203, Page 204, Page 205, Page 206, Page 207

Contributed by: Natural History Museum Library, London

Sponsored by: Natural History Museum Library, London

This page intentionally left blank.

HYMENOPTERA FROM TURKEY
SYMPHYTA



BY

R. B. BENSON *ref.*

British Museum (Natural History)

Pp. 109-207; 42 *Text-figs.*

BULLETIN OF
THE BRITISH MUSEUM (NATURAL HISTORY)
ENTOMOLOGY

Vol. 22 No. 4

LONDON: 1968

THE BULLETIN OF THE BRITISH MUSEUM
(NATURAL HISTORY), instituted in 1949, is
issued in five series corresponding to the Departments
of the Museum, and an Historical series.

Parts will appear at irregular intervals as they become
ready. Volumes will contain about three or four
hundred pages, and will not necessarily be completed
within one calendar year.

In 1965 a separate supplementary series of longer
papers was instituted, numbered serially for each
Department.

This paper is Vol. 22, No. 4 of the Entomological
series. The abbreviated titles of periodicals cited
follow those of the World List of Scientific Periodicals.

World List abbreviation:
Bull. Br. Mus. nat. Hist. (Ent.).

© Trustees of the British Museum (Natural History) 1968

TRUSTEES OF
THE BRITISH MUSEUM (NATURAL HISTORY)

Issued 5 July, 1968

Price £2

HYMENOPTERA FROM TURKEY

SYMPHYTA

By R. B. BENSON*

SYNOPSIS

The Sawflies of Asiatic Turkey and neighbouring countries (from Israel and Cyprus to Transcaucasia and Iran) are listed; over 370 from Asiatic Turkey itself, 50 of these for the first time. Twenty-three new species or subspecies are described and lectotypes designated for seven species. Keys to world species are given for genera or generic-groups centred in this region. The account is based mainly on the collections made in Turkey by Messrs. K. M. Guichard and D. H. Harvey in 1959, 1960 and 1962.

CONTENTS

	<i>Page</i>
INTRODUCTION	III
XYELIDAE	112
PAMPILIIDAE	112
MEGALODONTIDAE	114
XIPHYDRIIDAE	116
SIRICIDAE	116
ORUSSIDAE	117
CEPHIDAE	117
ARGIDAE	124
CIMBICIDAE	129
TENTHREDINIDAE	133
Selandriinae	134
Blennocampinae	143
Tenthredininae	154
Nematinae	198
REFERENCES	205
INDEX	206

INTRODUCTION

A GENERAL account of the fruitful entomological expeditions of Kenneth M. Guichard and David H. Harvey to Turkey in 1959, 1960 and 1962 has already been published (Guichard & Harvey, 1967). In the pages that follow, the numbers given (in parentheses) after the names of the Provinces refer to the Guichard & Harvey (1967) collecting site-numbers. For dates and ecological details of the sites, reference must be made to that paper. The present work on the sawflies, though based mainly on the Guichard and Harvey collections, has been broadened to include material from other countries bordering the eastern Mediterranean, such as that collected by G. A. Mavromoustakis in Cyprus (Benson, 1954), by Dr. Bytinski-Salz and others in Israel (Benson, 1955), by Dr. Zhelochovtsev (1941) and Dr. Dadurian (1958) in Armenia, by G. Heinrich in the Elburz Mountains, N. Iran (Berlin

* Since the submission of this paper for publication, we learned with deep regret of the death of the author. Certain editorial changes have been made in the paper, which we were unable to submit to him. (*Editor's Note.*)

Museum) and more recently by D. B. Baker on the S. Caspian Coast and Elburz Mountains of N. Iran.

There is no doubt that in collecting this material, the larger and more highly-coloured flower-haunting species have been favoured, whereas most of the small dark inconspicuous species on low plants, as well as those associated with forest trees, have yet to be explored. The most useful approach therefore seemed to be to treat this fauna as though it were an extension of that of C. Europe as described by Enslin (1912-18) and Benson (1951-58), and in the families other than the Tenthredinidae, the Palaearctic fauna described by Gussakovskii (1935 and 1947). References to species given in full by Konow, 1905 or Gussakovskii are not repeated here.

Wherever possible, new keys have been provided to the known world species for the genera centred in the E. Mediterranean: i.e., for *Corynis*, *Tenthredopsis*, *Cuneala*, *Elinora* and *Sciapteryx*.

In *Tenthredo* a key has been constructed to world species-groups, and separate keys to species have been provided for the following species-groups: *bifasciata*, *zonula*, and *maculata-temula*; keys are also provided as follows: *Calameuta* and *Trachelus* species of the E. Mediterranean; the *picipes-ciliatus*-group of *Dolerus*; *Perichlista* and the *blanda-duodecimpunctata*- and the *postica*-groups of *Macrophya* in the W. Palaearctic.

I am much indebted to many people who have helped me in this work: especially to K. M. Guichard and D. H. Harvey for their careful attention to collecting sawflies in Turkey, and to D. B. Baker for the great care he has taken in collecting sawflies for me in N. Iran; to Dr. Oehlke of the Deutsches Entomologisches Institut, Eberswald, Germany for his continued kindness in lending me numerous Konow types for study; to Dr. Königsman of the Zoologisches Museum der Humboldt-Universität zu Berlin for lending me Dr. Heinrich's material from the Elburz Mountains etc.; to Dr. Zhelochovtsev of Moscow for sending in exchange most valuable representatives of species collected by himself in Armenia; to Dr. F. Wolf of the Facultés des Sciences Agronomiques, Gembloux, Belgium, for lending me material collected in Turkey in 1965 by Dr. Demelt.

Unless otherwise indicated, the new Turkish records given below are of specimens collected by Guichard or Harvey in 1959, 1960 or 1962. Those marked with an asterisk (*) are new to the recorded fauna of Turkey and a dagger (†) indicates that the type has been examined in the course of this work.

XYELIDAE

Xyela graeca J. P. E. F. Stein

Xyela graeca J. P. E. F. Stein; Benson, 1958.

TURKEY, C. and W.: Ankara (13), 5 ♀; Izmir (Smyrna).

ALGIERS, AUSTRIA, GREECE, ROUMANIA, TURKEY and ISRAEL.

PAMPHILIDAE

For a key to the palaearctic species see Gussakovskii 1935.

****Acantholyda hieroglyphica*** (Christ)

TURKEY, C.: Ankara (3) 1 ♀; Ankara, Cankaya, 1 ♀, 13.vi.1963 (*H. Özeren*).
EUROPE and TURKEY.

Acantholyda fumata (Enslin)

TURKEY, S.: Mersin, Toros Dagi [" Cilicischer Taurus "], (type locality). Endemic.

Cephalcia hartigi (Bremer)

C. EUROPEAN ALPS and TRANSCAUCASIA.

****Neurotoma fausta*** (Klug)

TURKEY, W.: Bursa, Karacabey, iv-v.1928 (*Ajtai*).
C. and S. EUROPE and TURKEY.

Neurotoma saltuum (L.)

TURKEY, N.: Sakarya, Adapazari, on *Prunus armeniaca* L., 2.vi.1957 (*M. Akdoğan*).

EUROPE, ASIA MINOR, TURKEY and TRANSCAUCASIA.

****Neurotoma nemoralis*** (L.)

TURKEY, C.: Kütakya, Sureya, 1923, on leaves of *Prunus cerasus* L.
EUROPE and TURKEY.

Celidoptera maculipennis (J. P. E. F. Stein)

TURKEY, C.: Ankara, Küre Dağ, near Bala, 1500 m., 2 ♂, 2 ♀, 10.v.1959, flying round *Prunus spinosa* L. (*E. S. Brown*).

Previously recorded only from TURKEY, W. and C.: Izmir and Amasya Provinces.
Endemic.

Pamphilius caucasicus Gussakovskii, 1935

TRANSCAUCASIA. Endemic.

Pamphilius trigarius Konow

TRANSCAUCASIA. Endemic.

Pamphilius lethierryi (Konow)

TRANSCAUCASIA. Endemic.

Pamphilius aurantiacus (Giraud)

S. EUROPE and TRANSCAUCASIA.

MEGALODONTIDAE

The species of this family are found mainly as adults on the flower tables of Umbelliferae, on which plants the larvae feed socially in webs. The species are keyed by Gussakovskii, 1935.

Megalodontes imperialis Konow

ISRAEL and TURKEY.

Megalodontes phoenicius (Lepelletier)

ISRAEL, SYRIA and TURKEY.

Megalodontes kohli Konow

TURKEY, C. N. and N.E.: Amasya (5); Kayseri (4); Samsun (3); Erzurum (4).
4 ♀.

CRIMEA and TURKEY.

**Megalodontes multicinctus* (Mocsáry)

TURKEY, C.: Ankara, Bala district, Ucern, 3 ♀, 28.v.1959 (*E. S. Brown*).

TURKEY and TRANSCAUCASIA.

Megalodontes exornatus (Zaddach)

HUNGARY, GREECE, TURKEY and TRANSCAUCASIA.

Megalodontes loewi (Stein)

TURKEY and TRANSCAUCASIA.

Megalodontes flabellicornis (Germar)

TURKEY, C. and N.E.: Nigde (5); Erzurum (1 and 4); Artvin (7). 2 ♂, 8 ♀.

S. EUROPE and TURKEY.

Megalodontes escalerae Konow

LEBANON: Djezzine, 1 ♀, 2.vi.1953 (*G. A. Mavromoustakis*).

LEBANON, ISRAEL and SYRIA.

Megalodontes pectinicornis (Klug)

TURKEY, C. and S.: Ankara (12); Amasya (5, 7 and 14); Mersin (9). 20 ♂, 35 ♀.

HUNGARY and TURKEY.

Megalodontes olivieri (Brullé)

MESOPOTAMIA.

Megalodontes medius Konow

TURKEY, N.W. and C.: Bursa (4); Corum (2). 2 ♂, 2 ♀.

S.E. EUROPE, TURKEY and TRANSCAUCASIA.

**Megalodontes laticeps* Konow

TURKEY, C.: Konya, Aksehir, 1 ♀, 1-12.vi.1955 (*Seidenstücker*); Nigde (1). 1 ♀; Kayseri (4), 1 ♀. ISRAEL: Carmel, Place of Sacrifice, 2 ♂, 1 ♀, 26.iii-9.iv.1930 (*Tapuchi*).

S.E. EUROPE, TURKEY and ISRAEL. Not previously recorded outside Europe.

Megalodontes flavicornis (Klug)

TURKEY, N.E.: Artvin (7). 1 ♀; IRAN: Azerbaijan, Bazergan, 1300 m., 1 ♀, 25.v.1960 (*E. S. Brown*).

S.E. EUROPE, TURKEY, TRANSCAUCASIA, N. IRAN and W. TURKMEN.

Megalodontes aquilus Konow

TRANSCAUCASIA.

**Megalodontes klugi* (Leach)*Tarpa spissicornis* Klug.

TURKEY, N.W.: Bursa (9). 1 ♂.

C. and S. EUROPE and TURKEY.

Tristactus judaicus (Lepelletier)*Tarpa judaica* Lepelletier.*T. caesariensis* Lepelletier.†*Tristactus punctatus* Konow, **syn. n.**

A series of this species (14 ♂, 11 ♀) from S. TURKEY: Mersin (5) agrees with a series given to the B.M. (N.H.) by Enslin from S. TURKEY: Mersin, Tarsus, 23-24.iv.1955 (*Seidenstücker*) and S.E. TURKEY: Diyarbakir, Ergani (Osmaniye), 5-6.v.1955 (*Seidenstücker*). These all have strongly infusate wings, the males with a white clypeus and mandibles, and the females with dark mandibles and a variable extension of black on the clypeus; it would not be surprising to find individuals with an entirely black clypeus and *caesariensis* would seem to be just such an aberration. A series from ISRAEL: Mt. Tiberias, 2 ♂, 20.iii.1939 (*Palmoni*), 1 ♂, 14.iv.1963 (*C. H. Andrewes*); Benkamina, 1 ♀, 23-25.iii.1942 and Elon, 1 ♀, 18.v.1946 (*H. Bytinski-*

Salz) differ from the form from Turkey in having subhyaline wings. The punctuation of the mesonotum is also variable and *T. punctatus* is not clearly differentiated.

TURKEY, SYRIA, ISRAEL.

XIPHYDRIIDAE

For a key to palaeartic species see Gussakovskii, 1935.

Xiphydria caucasica Semenov & Gussakovskii

TRANSCAUCASIA.

SIRICIDAE

For keys to species see Benson, 1943.

SIRICINAE

Xeris spectrum (L.)

TURKEY, N.E.: Trabzon (14). 3 ♀.

EUROPE to CAUCASUS and ASIA MINOR, SIBERIA and mountains to HEPTA-POTAMIA, SAKHALIN, boreal N. AMERICA and mountains south to COLORADO.

Urocerus augur augur (Klug)

Sirex cedrorum Smith.

Urocerus augur bensoni Maa, 1949, **syn. n.**

TURKEY, N.E.: Artvin (5). 2 ♀ in a timber yard.

Mountains of C. EUROPE, TURKEY and LEBANON.

Urocerus augur sah Mocsáry

TURKEY, W.: Izmir, Odemis, Boz Sira Daglari, 1300–1900 m., 1 ♀, 16.viii.1950 (*P. H. Davis*).

Mountains of N. AFRICA, W. TURKEY, TRANSCAUCASIA, N. IRAN, TURKESTAN and AFGHANISTAN.

Urocerus gigas gigas (L.)

Occasionally introduced from Europe.

Urocerus gigas argonautarum Semenov

TURKEY, N. and N.E.: Bolu (3). 1 ♀; Trabzon (2). 1 ♀ in timber yard.

TURKEY and TRANSCAUCASIA.

Sirex juvencus (L).

TRANSCAUCASIA (Dadurian, 1958). Holarctic.

Sirex cyaneus dux Semenov

This form agrees with *S. cyaneus* F. in ovipositor/sawsheath ratio and in all other essential characters, but the total ovipositor is longer than in that form and is almost as long as a fore wing (see Benson, 1943). It seems reasonable to treat forms differing only in ovipositor/fore wing ratio in *Sirex* as at most subspecies, as was done by Benson in *Urocerus*. TRANSCAUCASIA.

Sirex noctilio F.

TURKEY, S.W.: Denizli, ex *Pinus brutia* Ten, 3 ♂, 2 ♀, x. 1962 (Dr. Hasan Canak-sioglu).

This series of small dark-winged specimens (15–16 mm. long) and a similar series from CYPRUS, x. 1927 (H. M. Morris) in the B.M. (N.H.) may have been imported.

Temperate EURASIA, introduced into N. AMERICA, NEW ZEALAND and AUSTRALIA.

TREMECINAE

Tremex jakovlevi Semenov

TRANSCAUCASIA.

ORUSSIDAE

Orussus abietinus (Scopoli)

EUROPE, SYRIA and CAUCASUS.

**Mocsarya syriaca* Benson, 1936

The unique original specimen of this species was collected at Akbés (Meidan Ekbes) on the Turkish border of Syria and as it had lost its antennae, its original generic assignment was doubtful. Guichard and Harvey collected a second specimen, 1 ♂ in N. TURKEY: Zonguldak, near Ulus, c. 100 m., 17. vii. 1962. The possession of antennae with a small scape shows that the species had been correctly assigned to *Mocsarya* rather than to *Chalinus*. The male is only 9 mm., with subhyaline wings, and the carinae within the facial field are incompletely developed, not unnaturally in a small specimen.

SYRIA and TURKEY.

CEPHIDAE

A classification of the Cephidae was given by Benson (1946) and most of the species from Asia Minor can be named in Gussakovskii's work (1935), but keys to E. Mediterranean *Calameuta* and *Trachelus* are given below.

HARTIGIINI***Hartigia nigra*** (Harris)

TURKEY, N.E.: Erzurum (5). 1 ♀.

C. and S. EUROPE and TURKEY.

Hartigia linearis (Schrank)

C. and S. EUROPE, TRANSCAUCASIA, S. SIBERIA.

[***Janus femoratus*** (Curtis)]

TURKEY, N.W.: Istanbul (3). 1 ♀. Not recorded yet from Asia Minor.

This specimen differs from the normal C. European form in having a brown instead of yellowish white tegula.

EUROPE.]

[***Janus compressus*** (Fabricius)]

TURKEY, N.W.: Istanbul (3). 2 ♀. Likewise not yet recorded from Asia Minor.

S. EUROPE to N. CAUCASUS.]

Syrista parreyssii (Spinola)

TURKEY, N.W., C. and N.E.: Tekirdag (1); Amasya (3, 4, 5 and 7); Ankara (33); Nigde (5); Erzurum (4). 15 ♂, 12 ♀.

The flight period is from the end of May in Amasya and Nigde, to 23rd July at 2,300 m., Erzurum.

S. EUROPE to CAUCASUS, TURKEY, CYPRUS and ISRAEL.

PACHYCEPHINI***Pachycephus smyrnensis*** J. P. E. F. Stein

Pachycephus brevis Ghigi, **syn. n.**

†*Spatulocephus sanctus* Pic, **syn. n.**

This species is common and very variable in size (6–11 mm.) and colour pattern.

In CYPRUS and ISRAEL it flies in March and April. In TURKEY at Mersin (8), at 600 m. and at Amasya (1, 2 and 3) at 400–500 m., it was found in the last week of May and first week of June. 39 ♂, 50 ♀.

BALKANS, TURKEY, CYPRUS, SYRIA, ISRAEL and TRANSCAUCASIA.

Pachycephus aeneovarius Kohl

This species is very similar to *P. smyrnensis* except that the dark colour of the body has greenish and bluish metallic reflections, and the head and thorax are even more densely punctured.

Only known from TURKEY: Eskischir, Sebandseln (Kohl, 1905). Endemic.

Pachycephus persicus Gussakovskii

This species is based on a unique ♂ of 6 mm. length, in which the yellowish white markings are replaced by white. It would seem probable that this is a form of *P. smyrnensis*.

S. IRAN: Luristan, iii. 1904.

[*Pachycephus cruentatus cruentatus* (Eversmann)]

This species is distinguished from the above in: (1) lacking any sign of a genal carina on the lower lateral hind margin of the head capsule; (2) the strongly shining surface of head and thorax with obsolescent punctures; and (3) the deeply infusate wings.

S. RUSSIA, CRIMEA, N. CAUCASUS].

Pachycephus cruentatus konowi Kohl

This subspecies differs from the typical form in having more extensive red colour on the legs. It was described originally from TURKEY: Kayseri, Ereiyas and Dagi, and has also been found in ISRAEL, at Urim.

Characopygus decoratus sp. n.

♀. Black with following parts yellow: palps, mandibles (except teeth), fleck in middle of fronto-clypeal area, pronotum, behind, tegula, small fleck on each lateral mesonotal lobe, large fleck on scutellum, upper angle of mesepisternum legs (except most of coxae, trochanters and bases of femora which are black, and the yellow colour is reddish tinged) tergites 6, 7 and 9 almost entirely, 3rd laterally and with medial fleck, and 8th with lateral and medial flecks broad, apical margin of hypopygium, small fleck on the preceding sternite, and lower edge of basal plate flanking the ovipositor. Wings hyaline; stigma, *C* and *Sc* yellow; rest of venation brown to piceous.

Length: 11 mm. (without ovipositor).

Head normal, subparallel-sided. Distance between antennal sockets compared to distance between socket and middle of anterior tentorial pit as 1.0 : 0.8. Antenna 22-segmented; becoming clavate from about 7th segment; 10th onwards transverse, and 20th about two and a half times broader than long. POL : OOL : OCL as 1.0 : 1.3 : 1.9.

Thorax normal. Legs with hind tarsus about as long as tibia, basitarsus longer than 3 following tarsal segments together. Spurs normal. Inner hind tibial spur longer than apical width of tibia as 1.2 : 1.0. Claws with inner tooth about as long as end tooth, parallel with it but stouter at base.

Abdomen with ovipositor about as long as 3 basal hind tarsal segments. Sawsheath at about 45° out of alignment with basal plate and shorter than basal plate as 1.0 : 1.2.

Punctuation obsolescent on frons, which is shining; temples shining between shallow punctures separated by about two diameters from each other. Mesonotum and mesopleuron with denser punctures separated by about one diameter, but on the front lobes the interspaces between the punctures are dull, with fine surface sculpture and on the scutellum the punctures are shallow and with more widely shining interspaces. Abdomen dull with follicles and fine surface striations.

Pubescence: Head and thorax with dense pubescence about as long as diameter of an ocellus, fuscous on the dark surfaces and colourless on the yellow surfaces. Abdomen likewise densely clothed all over with very short pubescence.

♂ as ♀ but lateral lobes of mesonotum entirely black, and abdomen with tergites 4, 6 and 7 almost entirely, 3 laterally, posterior half of 8 and hypopygium and apical segments entirely yellow.

Antenna with 20th segment about $\times 2$ broader than long. Sternite of 8th abdominal segment with an apical fringe of strap-shaped setae; hypopygium normal, drawn out into a narrow tongue-like protuberance, slightly swollen apically, 9 mm.

Holotype ♀. ISRAEL: near Jerusalem, Ejn, Karim, 10.iii.1959 (*H. Bytinski-Salz*). B.M. (N.H.).

Paratype. ISRAEL: Holou, 1 ♂, 28.iii.1959 (*H. Bytinski-Salz*). B.M. (N.H.).

This new species is at once distinguishable from those previously known by its rich yellow markings. None of the other species have any tergites banded right across with yellow, or mesopleurum or scutellum yellow-flecked.

In structure the species are very similar, but the 22-segmented antenna may prove to be characteristic (*C. moricei* Konow and *C. scythicus* Dovnar-Zapolskiĭ have 20 segments and *C. modestus* Dovnar-Zapolskiĭ but 18).

Characopygus scythicus Dovnar-Zapolskiĭ

TURKEY: Mersin, Gozne, 1,800 m., 1 ♀, 2.vi.1960 (*Guichard & Harvey*).

Previously known only from S. and S.E. RUSSIA (Askamia-Nova, Sarepta and Orenburg).

CEPHINI

Attached to wild and cultivated Gramineae.

Cephus pygmaeus (L.)

Cephus tanaiticus Dovnar-Zapolskiĭ, **syn. n.**

C. notatus Kokujer, **syn. n.**

The descriptions of *C. tanaiticus* Dovnar-Zapolskiĭ from S. RUSSIA and *C. notatus* from Transcaucasia agree with melanic forms of this species that I have seen in Britain and elsewhere. Pest of corn and other cultivated grasses.

This species, apart from its introduction into eastern N. AMERICA, occurs throughout EUROPE, west of the Volga and Caspian and south of about 60° lat. and also in N. IRAN, TURKEY, SYRIA and ISRAEL.

Cephus brachycercus C. G. Thomson

TURKEY: Samsun (5). 1 ♂.

EUROPE, SIBERIA and TURKEY.

Cephus nigrinus C. G. Thomson

SYRIA: Meidan Ekbes (Konow, 1891).

Throughout EUROPE, SYRIA.

Cephus berytensis (Pic)

†*Peronistilimorphus berytensis* Pic, 1916.

Type examined 24.iii.1964. ♂. Abdomen and antennae beyond 13th segment are now missing. It would appear to be a true *Cephus*, because the distance between the antennal sockets is approximately the same as the distance from a socket to the middle of the anterior tentorial fovea. Antenna swollen from 13th segment. Claws with minute inner tooth. Basal antennal segment yellow and legs entirely yellow except for trochanters and \pm coxae.

SYRIA (Beirut).

Species incertae sedis

Cephus nigricarpus André (Syria).

Cephus obscuriventris Pic, 1918 (Lebanon) [Type lost. Pin and labels in Paris Mus., seen 24.iii.1964.]

Cephus politissimus Costa (Armenia).

CALAMEUTA Konow

KEY TO E. MEDITERRANEAN MALES AND FEMALES

- 1 *Either* scutellum shining with at most widely spaced punctures, *or* with one or more of the tergites entirely yellow 2
- Scutellum and whole of mesonotum dull with dense microsculpture. No tergite entirely yellow. Hind tibia normally with 2 preapical spines. Wings subhyaline. No antennal segment transverse. Tergites normally \pm margined with yellow apically but may be entirely black. 9–12 mm.
filiformis (Eversmann)
- 2 (1) Maxillary palp with 5th segment much shorter than 6th (apical) 3
- Maxillary palp with 5th segment almost as long as 6th.
Very variable in colour but ♀ always has apical tergite yellow and may have other tergites flecked or banded or entirely yellow, but has hind legs entirely black; in ♂ even the hind legs may be \pm flecked with yellow on tibia and femur as also may be the face, mesopleura and pronotum. 7–10 mm.
haemorrhoidalis (F.)
- 3 (2) Larger species (10–15 mm.) with more than one tergite entirely yellow and hind tibia with only one pre-apical spine 4
- Smaller species (4–10 mm.) with at most only one tergite entirely yellow or hind tibia with 2 pre-apical spines 5
- 4 (3) Wings strongly infusate. Head, thorax and legs entirely black. Abdomen almost entirely reddish yellow. *pygmaea* (Poda)
- Wings subhyaline. Head, thorax and legs \pm yellow-marked, abdomen banded yellow and black *idolon* (Rossi)
- 5 (3) Scutellum impunctate. Abdomen in ♀ entirely black; in ♂ with 4 middle tergites yellow-margined. Hind tibia yellow *pallipes* (Klug)
- Scutellum with definite punctures. Abdomen in ♀ with at least apical tergite yellow, and ♂ with middle tergites yellow-margined as in *pallipes*. Hind tibia yellow or \pm infusate. (S.E. EUROPE and S. SIBERIA)
pravei (Dovnar-Zapolskiï)

Calameuta filiformis (Eversmann)

Cephus grombczevskii Jakovlev, **syn. n.** (Turkestan).

Cephus infernalis Dovnar-Zapolskiĭ, **syn. n.** (Caucasus).

Cephus turanicus Dovnar-Zapolskiĭ, **syn. n.** (Turkestan bei Taschkent).

Calameuta amurensis Gussakovskiĭ **syn. n.** (Amur).

I have representatives of *C. grombczevskii* and *infernalis* named by Gussakovskiĭ and they, together with *C. amurensis*, appear to be melanic forms of *C. filiformis*, *C. infernalis* retaining a yellow fleck on the side of the 5th tergite and *C. grombczevskii* a yellow fleck on the 5th and 6th tergites; *C. infernalis* has, on the contrary, paler hind tibiae than *C. filiformis*. *C. turanicus* appears to be a paler form than *C. filiformis*.

In addition to EUROPE, SIBERIA, TRANSCAUCASIA, N. IRAN and SYRIA, the species also occurs in LEBANON, where 1 ♂ and 1 ♀ of the typical European form were collected by G. A. Mavromoustakis at Hammana, 16.v.1953 and 1 ♂ at Falouka, 17.v.1953.

Calameuta haemorrhoidalis (F.)

†*Cephus gracilicornis* Konow, Caucasus.

Cephus diversipes Ghigi, Rhodes.

Trachelus syriacus Pic, Syria.

†*Calameuta festiva* Benson, 1954, Cyprus, **syn. n.**

Guichard and Harvey brought back 10 ♂, 17 ♀ of this species from GREECE, THRACE and various parts of TURKEY, N.W., W., S.W., C., N. and N.E.; Istanbul (3); Bursa (1 and 2); Mugla (7); Antalya (13); Amasya (1 and 7); Ankara (15 and 23); Samsun (6 and 7); Ersurum (8).

Most of them were collected in May and at various altitudes up to 1,800 m., near the summit of Elma Dagi, Ankara on 21.v.1960. The long 5th segment of the maxillary palp distinguishes this species from all other Cephinae, and enables a vast range of colour-pattern forms to be associated here, including the types of *C. festiva* and *gracilicornis*.

S.E. EUROPE, TURKEY, TRANSCAUCASIA, SYRIA, ISRAEL and W. TURKMEN.

Calameuta pygmaea (Poda)

This is mainly a species of S.W. EUROPE and N. AFRICA but it extends through EGYPT to ISRAEL, where 1 ♀ was taken 20.iv.1953 at Wadi Ruaz, Beth Hale rem, Jerusalem (*O. Theodor*) and 1 ♀ at Oqanim, 9.iv.1961 (*Sandler*).

Calameuta idolon (Rossi)

†*Monoplopus apicicornis* Pic, **syn. n.**

Another species varying greatly in the amount of yellow colour on the head and thorax, so that it is not possible to draw any line of distinction from the form described as *apicicornis* with the head mainly yellow. Guichard and Harvey collected

24 ♂, 12 ♀ in TURKEY, C.: Ankara (4, 11, 12 and 14) and Amasya (7), mostly from the flowery edges of a lake and streams.

N. AFRICA, S. EUROPE to CAUCASUS, TURKEY, IRAN, SYRIA, LEBANON and ISRAEL.

**Calameuta pallipes* (Klug)

A ♂ was collected in TURKEY: Ankara, 800 m., 22.v.1960 (*Guichard & Harvey*) and 1 ♀ on the Black Sea coast at Samsun, nr. Engiz, 17.v.1959 (*Guichard*).

Apart from these two records it has not been found outside Europe.

N. and C. EUROPE and TURKEY.

TRACHELUS Jurine

KEY TO MEDITERRANEAN MALES AND FEMALES

- | | | |
|-------|--|----------------------------|
| 1 | Antenna with pre-apical segments at least $\times 2$ as broad as long. 6-9 mm. | 2 |
| - | Antenna with no antennal segments $\times 2$ as broad as long. 7-14 mm. | 3 |
| 2 (1) | Hind tibia without pre-apical spine. ♂ with 3 apical sternites excavated and bearing modified setae. Pronotum \pm yellow-flecked. 6-9 mm. <i>libanensis</i> (André) | |
| - | Hind tibia with 1 pre-apical spine. ♂ without modified apical sternites. Pronotum flecked with yellow | <i>judaicus</i> (Konow) |
| 3 (2) | Larger species (10-14 mm.). Tibia \pm pale, abdomen often with some of the tergites yellow-margined apically | 4 |
| - | Smaller species (7-10 mm.). Legs entirely black. Abdomen black, with yellow lateral stripe or row of flecks but no tergites yellow-margined apically. Usually 2 pre-apical hind tibial spurs | <i>tabidus</i> (F.) |
| 4 (3) | Head capsule and mesonotum (apart from scutellum) entirely black. 1-2 pre-apical tibial spurs present. Cross vein 3 <i>rm</i> present in fore wing | 5 |
| - | Head capsule, and mesonotum richly marked with yellow as also is abdomen. Hind tibiae without pre-apical spurs. Fore wing with vein 3 <i>rm</i> missing. (♂ unknown). 12 mm. (ASTRACHAN) | <i>tigris</i> (Benson) |
| 5 (4) | Antenna, pronotum, scutellum and abdomen richly marked with yellow. 10-12 mm. (SPAIN and N. AFRICA) | <i>flavicornis</i> (Lucas) |
| - | Antenna, pronotum and scutellum entirely black, and abdomen with at most apical margins of some of the segments yellow. 10-14 mm. | <i>troglodyta</i> (F.) |

Trachelus judaicus (Konow)

†*Monoplopus judaicus* Konow.

†*Monoplopus notaticollis* Pic.

†*Microcephus judaicus* (Konow) Benson, 1935.

This species is very similar to the next following, apart from the characters mentioned in the key, and Benson (1946) concluded that the species belonged to this genus despite its loss of the modified apical sternites in the male.

ISRAEL.

Trachelus libanensis (André)

†*Ateuchopus armenius* Konow, **syn. n.**

In a series of over 100 specimens of this species from Cyprus, the pronotum varies from entirely black to mainly yellow and the development of punctures on the

mesonotum likewise bridges the gap between the "species" *libanensis* and *armenius*. In the Transcaucasus the pronotum is said to be entirely black, whereas in Israel the pronotum is almost entirely yellow.

The species was found in TURKEY, C.: Yozgat (1) on a flowery hillside at 1,000 m. and at Mersin (14) at 1,600 m., near crops of corn.

TURKEY, CYPRUS, SYRIA, LEBANON and ISRAEL.

Trachelus troglodyta (F.)

†*Astatus tenuicornis* Konow, 1902, **syn. n.**

T. troglodyta has previously been recorded from only N. and C. EUROPE and is replaced in Transcaucasia by *tenuicornis*. The specimens collected from TURKEY, N. and N.E. at Rize (2) and Samsun (6 and 28) appear to be normal *troglodyta*. They were collected in swampy woods and the borders of marshes.

N. and C. EUROPE, to TURKEY and TRANSCAUCASIA.

Species incertae sedis

Cephus (Fossulocephus) citriniventris Pic, 1917 (Algeria).

ARGIDAE

ARGINAE

For keys to Palaearctic *Arge* species see Gussakovskii, 1935.

Arge ochropus (Gmelin)

Tenthredo rosae L.; auctt. nec L.

TURKEY, N.W., S., C., N., and N.E.: Bursa (2); Bolu (3); Antalya (5 and 6); Ankara (3); Sinop (4); Samsun (10); Amasya (1, 2, 5, 6 and 7); Tokat (4); Adana (3 and 6); Trabzon (3 and 8); Erzurum (6). 12 ♂, 22 ♀, from 4.iv to 16.viii and at altitudes up to 1,700 m.

EUROPE, W. and C. SIBERIA, EGYPT, ISRAEL, LEBANON, SYRIA, TURKEY, CYPRUS, TRANSCAUCASIA, N. IRAN and TURKMEN REPUBLIC.

Arge simulatrix Konow

TURKEY, C. and E.: Ankara (32); Amasya (1 and 2); Nigde (5); Gumusane (1). 4 ♂, 9 ♀.

GREECE, SYRIA, TURKEY and TRANSCAUCASIA.

Arge frivaldzkyi (Tischbein)

TURKEY, W. and C.: Bursa (4); Ankara (2); Amasya (5 and 7). 6 ♂, 4 ♀.

HUNGARY, GREECE, TURKEY and TRANSCAUCASIA.

**Arge beckeri* (Tournier)

TURKEY, E.: Erzurum (6). 1 ♂, 1 ♀.

S.E. EUROPE and TURKEY.

Arge pyrenaica (André)

TURKEY, N.E. and E.: Trabzon (16); and Erzurum (4). 1 ♂, 1 ♀.

Mountains of N. AFRICA, PYRENEES, C. and S. EUROPE, SARDINIA, TURKEY, TRANSCAUCASIA, N. URAL, C. ASIA, MONGOLIA.

Arge pagana (Panzer)

EUROPE, TRANSCAUCASIA, SIBERIA, KAMTCHATKA, MONGOLIA, MANCHURIA, N. CHINA and JAPAN.

Arge carinifrons Enslin

TRANSCAUCASIA.

Arge persica Gussakovskii

N. IRAN.

Arge impressifrons Konow

TRANSCAUCASIA and N. IRAN (Talysk).

Arge cyanocrocea (Förster)

Hylotoma syriaca Mocsáry, **syn. n.**

Benson (1958a) treated *A. syriaca* as a species distinct from *cyanocrocea*, as he found various venational and sculptural differences correlated with the blackened legs of *syriaca*. Much more material shows that these characters are not significantly correlated and that numerous intermediate combinations occur.

In the cooler parts of Europe all the tibiae and basitarsi as well as the hind femur are marked with yellow; in the warmer parts the legs from the front become more extensively blackened and in various parts of the Mediterranean from Spain to Lebanon occur forms with all the legs entirely or almost entirely black. On the S. Caspian Coast in N. IRAN, D. B. Baker has collected a series with still more melanic tendencies: in 26 ♂, 12 ♀, in addition to the legs being black, the wings show a range from normal colouring to almost entire infuscation; and 48 ♂, 9 ♀ have, in addition to entirely black wings, a deeply infuscate abdomen at most only obscurely brownish on the middle segments.

TURKEY, N.W., S.W., S., C., N. and N.E.: Istanbul (2 and 3); Mugla (5 and 10); Mersin (6); Sinop (3); Amasya (14); Samsun (9 and 10); Mersin (6); Rize (8); Artvin (3 and 6). 7 ♂, 25 ♀.

C. and S. EUROPE, LEBANON, SYRIA, CYPRUS, TURKEY, TRANSCAUCASIA, IRAN and TURKMEN.

Arge melanochroa (Gmelin)

(Text-fig. 1)

Hylotoma nigratarsis Klug, **syn. n.**

In the E. Mediterranean, forms of this species often have the 1st tergite \pm infuscate and have been separated as a distinct species (*nigratarsis*) but every intergrade occurs in our series of over 150 specimens. The species is very similar to the following (*scita*) but can be distinguished by the black sawsheath in the ♀ with the large inner teeth, and in the ♂ by the entirely different form of penis-valve (Text-fig. 1); in both sexes also by absence of a continuous longitudinal glabrous patch on the mesosternum.

TURKEY, N.W., S.W., S., C., N., N.E. and E.: Istanbul (1, 2 and 9); Mugla (5); Mersin (6 and 7); Ankara (39, 53 and 54); Amasya (1, 5, 7 and 14); Tokat (3 and 4); Zonguldak (1); Sinop (3 and 4); Giresun (5); Erzurum (4 and 6). 61 ♂, 48 ♀.

C. and S. EUROPE, SYRIA, CYPRUS, TURKEY, TRANSCAUCASIA and IRAN.

Arge scita (Mocsáry)

(Text-fig. 2)

Hylotoma proxima André, **syn. n.**

†*Arge debilis* Konow, **syn. n.**

A. zarudnyi Gussakovskii, **syn. n.**

As in *A. melanochroa*, this species varies in the amount of infuscation of the 1st tergite, and also in whether the anastomosis of *M* with *R* in the fore wing is long or short, so that it is impossible in our long series from Cyprus and Turkey of over 120 specimens to segregate *proxima* and *debilis* from *scita*. From *melanochroa* this species is always to be distinguished in the ♀ by its pale sawsheath with only small inner teeth, in the ♂ by its very characteristic penis-valve (Text-fig. 2) and by the longitudinal glabrous patch on the mesosternum in both sexes.

TURKEY, W., S.W., S., C. and E.: Bursa (69 and 14); Kutahya (11); Mugla (7); Hatay (3); Mersin (6); Nigde (5); Maras (4 and 5); Ankara (3, 4, 17, 53 and 54); Amasya (1, 3, 5, 6, 7 and 8); Tokat (3); Erzurum (4). 32 ♂, 24 ♀. It has been reared from a larva on *Prunus amygdalus* Batsch (CYPRUS: Paphos, vi.1950 (*Th. Shiakides*)).

GREECE, ISRAEL, LEBANON, SYRIA, CYPRUS, TURKEY, TRANSCAUCASIA, IRAN and TURKMEN.

Arge cingulata Jakoulev

Arge turanica Kuznetzov-Ugamskii, **syn. n.**

IRAN: Mazanderan, Panjak Rustaq, 860–1,125 m., 7 ♂, 1 ♀ 23.v.1966 and 7 ♂, 5 ♀, 3.v.1967 (*D. B. Baker*).

TURKESTAN and IRAN.

****Arge clavicornis seljuki* ssp. n.**

Differs from the closely related *A. clavicornis fuscipes* Fallén in that the infusate band below the stigma stretches right across the fore wing to the anal margin as in *A. dimidiata* Fallén.

Holotype ♀. TURKEY: Trabzon, Zigana Dagi, 1,400 m., 13.vii.1960 (*Guichard & Harvey*). B.M. (N.H.).

Paratype ♀. Same data. B.M. (N.H.).

The species occurs throughout EUROPE, and in TURKEY, TRANSCAUCASIA, SIBERIA and N. AMERICA.

***Arge pallidinervis* Gussakovskii**

TRANSCAUCASIA.

***Arge aurata* (Zaddach)**

This species is very closely related to the European *A. ustulata* and *clavicornis* but, apart from its entirely dark legs, the pubescence on its head and thorax is golden instead of silvery.

TURKEY, S. and E.: Nigde, Ciftehan, 900 m., 2 ♂, 26.v.1960 (*Guichard & Harvey*); and Erzurum (6). 1 ♀.

***Arge auripennis* Konow**

S.E. EUROPE, SYRIA and TRANSCAUCASIA.

***Arge rustica* (L.)**

TURKEY, W., S., C., N., N.E., and E.: Izmit, Alem Deg, 600 m., 1 ♀, 30.vi.1966 (*Demelt*); Antalya (13); Nigde (5); Ankara (41); Amasya (6, 12 and 13); Sinop (2); Samsun (3); Giresun (2); Gumusane (4); Erzurum (6). 22 ♂, 18 ♀.

EUROPE, ISRAEL, TURKEY and TRANSCAUCASIA.

***Arge pleuritica* (Klug)**

TURKEY, C., N., and E.: Aydin, Bozdogan, 2 ♂, 12 ♀, iv.1950 (Plant Protection Institute); Amasya (5), 2 ♂, 1 ♀; Erzurum (5 and 6). 2 ♂, 3 ♀.

S.E. EUROPE, TURKEY, TRANSCAUCASIA and TURKESTAN.

***Arge berberidis* (Schrank)**

TURKEY, S., C., N.E. and E.: Mersin (13); Ankara (37 and 39); Giresun (5); Gumusane (1 and 5); Erzurum (6). 1 ♂, 9 ♀.

C. and S. EUROPE, TURKEY and TRANSCAUCASIA.

***Arge nigripes* (Retzius)**

TURKEY, C., N.E., E.: Ankara (39); Giresun (2); Erzurum (6). 4 ♂, 8 ♀.

EUROPE, TURKEY, TRANSCAUCASIA and SIBERIA.

Arge ciliaris (L.)

EUROPE, TRANSCAUCASIA, SIBERIA, MONGOLIA, MANCHURIA.

Arge gracilicornis (Klug)

EUROPE, TRANSCAUCASIA, SIBERIA, JAPAN.

Arge enodis (L.)

TURKEY, C.: Ankara (35). 1 ♂.

C. and S. EUROPE, TURKEY, TRANSCAUCASIA, SIBERIA and JAPAN.

Kokujewia ectrapela Konow

Kokujewia clementi Zirngiebl, **syn. n.**

†*Kokujewia palestina* Benson, **syn. n.**

The type of *palestina* was reared from a larva and the supposed differences of the sawsheath and tarsi of the adult were probably due to its teneral condition. *K. clementi* is surely a further synonym, as slight differences of colour are only to be expected.

TURKEY, C.: Ankara, Elma Dagi, 1,700 m., 1 ♂, 28.vi.1959 (*Guichard*); the types of *clementi* were from Konya, Aksehir.

ISRAEL, TURKEY and TRANSCAUCASIA.

STERICTIPHORINAE

Sterictiphora furcata (Villers)

Hylotoma gastrica Klug, **syn. n.**

Schizoceros nigripes Konow, **syn. n.**

Schizoceros henschi (Konow), **syn. n.**

Schizoceros bleusei Pic, **syn. n.**

TURKEY, N.W., C., N. and E.: Istanbul (2 and 3); Ankara (39); Amasya (3 and 5); Zonguldak (1); Sinop (4); Erzurum (6). 1 ♂, 9 ♀.

EUROPE, SYRIA, TURKEY, TRANSCAUCASIA and IRAN.

Aprosthemata tarda (Klug)

TURKEY: Sinop, 1 ♀, 18.vi.1959 (*Guichard*).

Gussakovskii keys 45 palaeartic species of *Aprosthemata* (and *Pseudaprosthemata*) but most of these are colour forms of a very few genuine species. In Europe and Turkey there are probably only two, *tarda* and *melanura* (see Conde, 1934).

EUROPE, ISRAEL, TURKEY, TRANSCAUCASIA, TURKESTAN, IRAN and SIBERIA.

Aprosthemata melanura (Klug)

EUROPE to CAUCASUS, TURKESTAN, IRAN and SIBERIA.

CIMBICIDAE

ZARAEINAE

To distinguish the species see Benson, 1951 : 39.

Zaraea aenea (Klug)

TURKEY, E.: Trabzon (3). 1 ♀.

C.E. EUROPE, TURKEY and TRANSCAUCASIA.

Abia sericea (L.)

TURKEY, S. and N.: Mersin (4); Samsun (18). 3 ♂, 1 ♀.

EUROPE, TURKEY and TRANSCAUCASIA.

CIMBICINAE

To distinguish the species see Gussakovskii, 1947.

Pseudoclavellaria amerinae (L.)

TURKEY, E.: Gumusane (5). 5 ♂, 2 ♀.

EUROPE, TURKEY, SIBERIA and COREA.

Palaeocimbex quadrimaculata (Müller)

C. and S. EUROPE, TURKEY and ISRAEL.

CORYNINAE

CORYNIS Thunberg

KEY TO MALES AND FEMALES

- | | | |
|-------|--|----|
| 1 | Abdomen and often head and thorax marked with pale colour (yellowish white to orange or red). Claws sub-bifid or with small inner tooth | 2 |
| - | Body entirely dark, brown or black, at most legs sometimes pale. Claws sub-bifid | 14 |
| 2 (1) | Face, scutellum, mesopleura as well as abdomen red-marked. Clypeo-frontal area convex above and gibbous in shape (<i>sanguinea-group</i>) | 3 |
| - | Pale colour yellow or yellowish white and usually less extensive. Clypeo-frontal area flattened to form straight line in profile | 5 |
| 3 (2) | Mesonotum and tergites covered with widely spaced large punctures with the interspaces shining though pitted with numerous fine punctures | 4 |
| - | Mesonotum in front, and tergites laterally, densely and coarsely punctured without shining interspaces; scutellum and tergites medially with shining interspaces scarcely larger than diameter of punctures. | |

Colour red with the following parts black: head apart from face below antennae, a medial and lateral fleck each side of mesonotum together with sunken parts thereof and metanotum, lower mesopleuron and mesosternum,

- coxae and base of femora, 1st tergite (except laterally) and fore and hind margins of 2nd and 3rd tergites, together with most of sternites. Stigma and rest of wing venation brown. Antennae much longer than greatest eye measure, with club longer than distance between eyes in front. Hind ocelli about as far from eye-margin as from occipital carina (OOL = OOCL). Claws with small inner tooth. Inner front tibial spur almost as long as basitarsus. Pubescence on parts of head, mesonoton and mesopleurum as long as diameter of front ocellus. ♂ not seen. 6 mm. CANARY ISLANDS, MOROCCO and TUNIS *sanguinea* (Snellen van Vollenhoven)
- 4 (3) Claws sub-bifid. Tibiae and tarsi reddish as femora; tarsi not infusate apically. Hind ocelli one and one-half times further from eye-margin as from occipital carina (OOL > OOCL).
Colour as in *sanguinea* but the 2nd-5th tergites are marked with black medially though progressively less. ♂ not known. ALGERIA and TRIPOLITANIA †*semisanguinea* (Pic, 1916)
- Claws with only minute inner tooth. Tibiae and base of tarsi yellowish white in contrast to the red apex of the femora, and the apical tarsomeres infusate. Hind ocelli about as far from eye-margin as from occipital carina (OOL = OOCL).
Otherwise coloured as in *semisanguinea* but that the lateral and medial dark flecks on the mesonotum are much enlarged and partially joined and the scutellum is infusate laterally. 6 mm. ♂ only. Holotype ♂. ISRAEL: Vadi Ajram, 7.v.1954 (*H. Bytinski-Salz*) (in B.M.). ISRAEL *haematica* sp. n.
- 5 (2) Antenna not longer than greatest measure of eye, and club often shorter than distance between eyes in front. Face very flat: clypeo-frontal area below scarcely raised above level of inner orbits. Frontal area of head and thorax almost glabrous; pubescence on post-ocellar region of head much shorter than diameter of front ocellus. Claws sub-bifid. Inner front tibial spur about three-fourths as long as basitarsus 6
- Antenna at least about one-fourth longer than greatest measure of eye and club often longer than distance between eyes in front. Face with clypeo-frontal area with declivous sides raising it above the level of the inner orbits. Head and thorax pubescent all over and in part at least almost as long as diameter of front ocellus. Claws with small inner tooth or sub-bifid. Inner front tibial spur not more than about two-thirds as long as basitarsus (except in *citrina*) 7
- 6 (5) Face below antenna, fleck on mesonotum in addition to scutellum and mesopleuron as well as tegula and pronotum yellow. Thorax with shining interspaces between punctures at least as large as punctures on mesopleura and sides of mesonotum. Post-ocellar region? 5-6 mm. S. and E. EUROPE (N. to Leningrad) and S.W. SIBERIA ♀ *amoena* (Klug)
- Head with only clypeus, thorax with only tegula and pronotum, ± yellow. Thorax very densely punctured, without shining interspaces as large as punctures on mesopleura or sides of mesonotum. Post-ocellar region convexly raised above level of hind ocelli. 6-7 mm. S.E. EUROPE, E. MEDITERRANEAN and TURKESTAN *concinna* (J. P. E. F. Stein)
- 7 (5) Pronotum and face below antennae ± yellow, or malar space at most two-thirds as long as diameter of front ocellus in ♀ and less than one-half in ♂ 8
- Pronotum and often face below antennae black. Malar space at least about as long as diameter of front ocellus in ♀ and two-thirds in ♂.
Claws with only small inner tooth. 11
- 8 (7) Claws bifid 9
- Claws with only small inner tooth 10
- 9 (8) Fleck on mesopleuron, and abdomen with continuous bands on tergites 1 and 3 or 4 to 7, as well as all the sternites, yellowish white. Mesonotum with

- shining surface between large widely-spaced punctures. Hind ocelli further apart than from nearest eye-margin : POL > OOL. 7-8.5 mm. N. AFRICA and ARABIA ***citrina*** (Perez)
- Mesopleuron and abdominal sternites all black, and tergites with at most continuous yellow band on 7th segment. Mesonotum dull with rough surface sculpture between the punctures. Hind ocelli as far apart as from nearest eye margin : POL = OOL. 8.5-9 mm. PORTUGAL, SPAIN, ALGERIA ***dusmeti*** (Konow)
- 10 (8) Malar space as long as diameter of front ocellus in ♀ and two-thirds as long in ♂. Pubescence on mesopleura longer than diameter of front ocellus. E. MEDITERRANEAN †***orientalis*** (Konow)
- Malar space only about two-thirds as long as diameter of front ocellus in ♀ and less than half in ♂. Pubescence on mesopleura much shorter than diameter of front ocellus. SPAIN, ALGERIA ***jucunda*** (Klug)
- 11 (7) Pubescence on mesonotum and mesopleura only about half as long as diameter of an ocellus. Hind ocelli closer to occipital carina than from nearest eye-margin 12
- Pubescence on mesonotum and mesopleura in part longer than diameter of an ocellus. Hind ocelli about as far from occipital carina as from nearest eye-margin.
[POL > OOL. Hind ocelli about twice their own diameter from occipital carina.] N. AFRICA, C. and S. EUROPE, TRANSCAUCASUS and UKRAINE ***crassicornis*** (Rossi)
- 12 (11) Clypeo-frontal area entirely black and its medial groove extends only one-fourth or one-third of way to antennae. POL = or > OOL. Hypopygium (♀) excised on hind margin each side of middle 13
- Clypeo-frontal area marked in front with yellow, and its medial groove extends half way to antennae. POL < OOL. Hypopygium (♀) only slightly emarginate on hind margin each side of middle.
Hind ocelli about twice their own diameter from occipital carina. E. MEDITERRANEAN †***frontina*** (Konow)
- 13 (12) POL > OOL. Hind ocelli twice their own diameter from occipital carina. Subcosta of fore wing infuscate except at extreme base. E. MEDITERRANEAN ***lateralis*** (Brullé)
- POL = OOL. Hind ocelli about one and one-half times their own diameter from occipital carina. Subcosta of fore wing brown except at extreme apex. SPAIN, N.W. AFRICA ***mauritanica*** (Gussakovskii)
- 14 (1) Legs partly pale 15
- Legs entirely black 18
- 15 (14) Pubescence on mesonotum at least as long as diameter of hind ocellus and ± up-standing. Clypeo-frontal area convex and gibbous above. Malar space less than half as long as diameter of front ocellus 16
- Pubescence on head and thorax much shorter than diameter of hind ocellus and prostrate. Clypeo-frontal area with the middle flattened so that it appears as a straight line in profile. Femora mainly black. 7-10 mm. Malar space more than half diameter of front ocellus. ♂ apical tergites unmodified. E. MEDITERRANEAN †***similis*** (Mocsáry)
- 16 (15) Pubescence on mesonotum and head only about as long as diameter of hind ocellus and pubescence on abdomen much shorter than this. Femora black only basally. Tergites scarcely arched longitudinally 17
- Pubescence on mesonotum, head and abdomen very coarse and about as long as 4th antennal segment. Femora mainly black. Tergites strongly arched longitudinally. ♂ 8th tergite with apical triangle bearing dense fine pubescence. S.E. EUROPE and E. MEDITERRANEAN †***kruperi*** (J. P. E. F. Stein)

- 17 (16) Mesopleura very densely punctate without shining interspaces. ♂ with unmodified 7th and 8th tergites. E. MEDITERRANEAN . . . †*reticulata* (Benson)
 — Mesopleura less densely punctate, so that there are some shining interspaces in the middle as large as punctures. ♂ 7th and 8th tergites with an apical medial triangular area bearing dense long fine hairs. ALGERIA †*andrei* (Konow)
- 18 (14) Clypeo-frontal area convex above and concave below 19
 — Clypeo-frontal area flattened medially, slightly concave throughout with raised lateral margins.
 ♀ hypopygium only slightly emarginate laterally. ♂ 7th tergite with medial apical longitudinal line densely pubescent. 5–6 mm. long. S. EUROPE and E. MEDITERRANEAN *italica* (Lepelletier)
- 19 (18) Clypeo-frontal area evenly convex above and slightly concave below, showing a curved line in profile. Pubescence of head, thorax and abdomen grey. ♂ apical tergites unmodified. 5.5–7 mm. 20
 — Clypeo-frontal area strongly convex above, gibbous in shape strongly depressed below, angular in profile. Pubescence of head, thorax and abdomen fuscous. ♂ 7th tergite with a medial apical triangular area with dense pubescence. 4.5–6 mm. long. S.E. EUROPE †*atricapilla* (Mocsáry)
- 20 (19) Malar space about as long as diameter of front ocellus. ♀ hypopygium with hind margin excised each side. Punctuation on mesonotum coarser and more irregular. C. and S. EUROPE and TURKEY *obscura* (Fabricius)
 — Malar space not more than one half as long as diameter of front ocellus. ♀ hypopygium only slightly emarginate each side. Punctuation on mesonotum much finer and more regular. S.E. EUROPE, E. MEDITERRANEAN to N. IRAN †*caucasica* (Mocsáry)

Corynis haematica sp. n.

Description and comparison with related species is included in the key above.
 ISRAEL.

†*Corynis orientalis* (Konow)

SYRIA, LEBANON, ISRAEL and IRAQ.

Corynis concinna (J. P. E. F. Stein)

Amasis sarta Kuznetzov-Ugamskii, **syn. n.**

A. bleyli Muche, 1964, **syn. n.**

TURKEY, S., C. and E.: Mersin (6). 1 ♀. Cankiri, Isik Dag, 1,200 m. 1 ♀, 25.vi.1966 (Demelt Coll.); Amasya (5, 6 and 7). 17 ♀; Erzurum (3 and 4). 4 ♀.
 At flowers of *Potentilla hirta*.

S.E. EUROPE, TURKEY and TRANSCAUCASIA.

Corynis lateralis (Brullé)

TURKEY, C. and E.: Ankara (41); Amasya (3 and 7); Artvin (2). 1 ♂, 17 ♀.
 S.E. EUROPE, TURKEY, TRANSCAUCASIA and S. URAL.

†*Corynis frontina* (Konow)

TURKEY, S., C., N., N.E. and E.: Mersin (7); Amasya (1, 2, 3, 5 and 7); Ankara (41); Samsun (10); Artvin (2); Gumusane (14). 39 ♂, 27 ♀.

TURKEY and TRANSCAUCASIA.

Corynis citrina (Pérez)

ARABIA: Bahrein Island in Persian Gulf, 1 ♀, 4.iii.1936 (*J. Fernandez*).

ALGERIA, TUNISIA, TRIPOLITANIA and ARABIA.

†*Corynis similis* (Mocsáry)

IONIAN ISLANDS, CRETE, CYPRUS, SYRIA and ISRAEL.

†*Corynis kruperi* (J. P. E. F. Stein)

Amasis enslini Maidl, **syn. n.**

TURKEY, W. and C.: Bursa (3); Amasya (14). 3 ♂, 3 ♀.

BALKANS, TURKEY, CYRENAICA and TRIPOLITANIA.

*†*Corynis reticulata* Benson, 1954

TURKEY, C.: Nigde, Ulukisla, 1 ♀, 16–20.v.1955 (*Seidenstücker*).

TURKEY and ISRAEL.

Corynis italica (Lepelletier)

TURKEY, W. and C.: Bursa (9); Amasya (3, 7 and 9). 8 ♂, 8 ♀.

S. EUROPE and TURKEY.

†*Corynis caucasica* (Mocsáry)

TURKEY, N.W., C. and E.: Edirne (1); Amasya (2, 3, 7 and 9); Trabzon (3 and 15). 26 ♂, 24 ♀.

S.E. EUROPE, TURKEY, TRANSCAUCASIA and IRAN.

Corynis obscura (Fabricius)

TURKEY, N.E., and E.: Trabzon (13); Rize (8); Erzurum (10). 1 ♂, 1 ♀.

EUROPE, TURKEY and TRANSCAUCASIA.

TENTHREDINIDAE

The notes on the species of this family are intended for use in comparison with the keys given in Benson, 1951–58.

SELANDRIINAE

For a recent revision of the Palaearctic species of this subfamily see Zhelochovtsev, 1951.

Thrinax caucasica Schaposchikov

This species is closely similar to *T. mixta* Klug, but differs in that the edge of the pronotum, tegulae and venation at base of fore wing are red instead of yellowish white, that on the legs the coxae and trochanters are black as well as \pm the femora and tibiae, and the frontal area of the head is more transversely wrinkled than in *mixta*.

TURKEY, N.E.: Trabzon (17). 2 ♂, 5 ♀.

TURKEY and TRANSCAUCASIA.

T. macula (Klug)

C. and N. EUROPE and TRANSCAUCASIA.

Strongylogaster lineata lineata (Christ)

TURKEY, N.W., N. and N.E.: Istanbul (2); Sinop (2); Samsun (19); Rize (5). 9 ♀.

EUROPE, TURKEY, TRANSCAUCASIA, IRAN, SIBERIA to JAPAN.

†*Strongylogaster lineata cypria* Benson, 1954

This form, only known from Cyprus and Lebanon, has almost entirely yellow legs and entirely black antenna and epipygium (the typical subspecies has black-based femora, and the two basal antennal segments and the epipygium brown).

Aneugmenus padi (L.)

T. coronatus Klug, **syn. n.**

The only difference that I can discover between *A. padi* and *A. coronatus* is that *A. coronatus* has a small white fleck in the middle of the apical tergites in the ♀. As these two forms occur together over the same range, together with intermediate forms which can only be ascribed arbitrarily, it is unlikely that they are specifically distinct.

Only one form of ♂ is known and this has a large yellow fleck covering the middle of the middle tergites and another covering most of the sternites. The ♂ is also remarkable in having a *sinus sexualis* cutting transversely deeply into the 7th tergite. The male has occasionally been found in Britain, where however the species is at least almost entirely parthenogenetic. In the Mediterranean region, males are more numerous than females.

TURKEY, N.W., S., N. and N.E.: Istanbul (2 and 3); Mersin (6); Tokat (1); Samsun (29); Rize (5). 18 ♂, 15 ♀.

LEBANON: Felouka, 5 ♂, 17.v.1953 (*G. A. Mavromoustakis*).

EUROPE, N. AFRICA, TURKEY and SIBERIA (introduced into N. America).

Aneugmenus oertzeni (Konow)

This species, which I have never seen, is distinguished from *A. padi* by its un-toothed tarsal claws. From *A. fuerstenbergensis* it is distinguished in the ♂ by having the 6th tergite emarginate apically and a transverse groove (*sinus sexualis*) across the 7th tergite (as in *A. padi*) and the tergites yellow from the 3rd segment; and in both sexes by the shining surface of the tergites which in *A. fuerstenbergensis* are dull with transverse striations.

CRETE, TURKEY and S.E. EUROPE.

Birka cinereipes (Klug)

Melisandra cinereipes (Klug) Benson.

TURKEY, N.: Balu (1). 1 ♀.

N. and C. EUROPE, TURKEY and TRANSCAUCASIA.

Mesoselandria morio (Fabricius)

Melisandra morio (Fabricius) Benson.

TURKEY, C., N., and N.E.: Ankara (39); Sinop (4); Trabzon (3, 7 and 9); Rize (1 and 6). 8 ♀.

EUROPE, TURKEY, TRANSCAUCASIA and SIBERIA.

Selandria serva (Fabricius)

†*Selandria serva fuscitarsis* Benson, 1954, **syn. n.**

TURKEY, N.W., C., N. and N.E. and E.: Istanbul (3 and 10); Ankara (15, 34, 39 and 40); Tokat (1 and 3); Samsun (5, 7, 10, 20 and 24); Trabzon (8); Gireson (3); Erzurum (5). Plentiful, 9.v-6.ix, from altitudes up to 1,300 m. in Karagol lake, Ankara. The form with black tarsi does not represent a distinct subspecies as numerous intermediates occur. Gramineae and Cyperaceae.

EUROPE, TURKEY, TRANSCAUCASIA and SIBERIA.

Brachythops flavens (Klug)

EUROPE, TRANSCAUCASIA, SIBERIA, N. AMERICA.

Loderus eversmanni (Kirby)

TURKEY, N., N.E. and E.: Samsun (5); Trabzon (4); Gumusane (13); Erzurum (13). 1,245-2,000 m., 75 ♂, 15 ♀. *Equisetum*.

EUROPE to CAUCASUS and TURKEY, SIBERIA to JAPAN, and N. AMERICA (polytypic species).

DOLERUS Panzer

In the list which follows, a key is given to the species of the *picipes-ciliatus-group*.

Loderus vestigialis (Klug)

TURKEY, N.E. and E.: Trabzon (3, 4 and 17); Gumusane (10); Rize (2). 500–1,800 m., 34 ♂, 11 ♀. *Equisetum*.

EUROPE to CAUCASUS and SIBERIA to JAPAN and N. AMERICA (polytypic species).

Dolerus germanicus (Fabricius)

TURKEY, C., N.E. and E.: Amasya (2); Trabzon (7 and 9); Rize (5); Gumusane (3); Erzurum (3, 5 and 10). Trabzon and Rize at sea level. 56 ♂, 83 ♀, 19.iv.–20.iv.1959; 40 ♂, 24 ♀, 24.viii.1959. Erzurum and Gumusane, 1,700–2,000 m. 19 ♂, 4 ♀, 31.v.–1.vi.1962.

EUROPE and temperate ASIA. (polytypic species).

The three series from N.E. TURKEY represent the spring and summer flights of a double-brooded mountain form. The lowland form would appear to represent *D. germanicus meridianus* Zhelochovtsev, distinguishable from the mountain form, the S. European *etruscus*, through its yellow labrum and, in the summer females, through its yellow clypeus also. It is not clear whether the lowland and mountain forms are discrete races, kept apart by altitude and differing flying-seasons, or whether blending occurs in intermediate altitudes and seasons. Every intergrade occurs between the two European forms: *germanicus* of W. and C. EUROPE with its hind legs more extensively black than its front legs and frequently with black marks also on front mesonotal lobe and scutellum; and *etruscus* Klug of C. and S.E. EUROPE with its hind legs more extensively yellow than its front legs, and the front mesonotal lobe and scutellum usually entirely yellow.

It would therefore seem very unlikely that the forms *D. germanicus germanicus*, *D. germanicus etruscus* and *D. germanicus meridianus* are discrete subspecies.

†***Dolerus melanoptera*** Konow

Very closely similar to the preceding but larger (10–11 mm. instead of 7–9 mm.) with head more swollen behind eyes, temples more sparsely punctured, with occipital groove and carina less developed and hind femur and tibia entirely yellow. The ♂ in lacking the black flecks on the apical tergites differs from the form of *germanicus* in E. Mediterranean (some ♂♂ of *germanicus* in Italy and Spain lack these flecks).

From *D. hispanicus* it is distinguished by its partly pale legs and deeply excised clypeus (to depth of at least half the total length of clypeus).

TURKEY, N.W., C. and N.: Edirne (1); Ankara (15, 35 and 36); Amasya (2 and 7); Samsun (20). 24 ♂, 13 ♀.

S.E. EUROPE and TURKEY.

†*Dolerus hispanicus* Mocsáry

Dolerus geniculatus Lepeletier, 1823, *nec* Geoffroy, 1785, **syn. n.**

†*Dolerus nigriceps* Konow, 1891, **syn. n.**

Dolerus africanus Forsius, 1919, **syn. n.**

This species is similar to *D. germanicus* in general form and sawsheath, but is larger, with very sparsely punctured head and mesonotum, with poorly developed temporal furrows on head, and the 1st tergite and sawsheath in the ♀ are pale, and the legs entirely black. From both *germanicus* and *melanoptera* it is distinguished by its less deeply excised clypeus (less than half the total clypeal length). The ♂, like the ♀, has the mesonotum mainly yellow and the apex of the abdomen unmarked with black. The palest forms occur in Algeria, where the whole thorax and abdomen above, including 1st tergite in both ♂ and ♀, can be yellow, and only the meso- and metasternum black, but usually the scutellum and the sunken surrounding parts are ± black.

TURKEY, C.: Amasya, 500 m., 1 ♂, 2 ♀, 22.v.-6.vi.1959 (*Guichard & Harvey*).

N.W. AFRICA, SPAIN, TURKEY, TRANSCAUCASIA and N. IRAN.

Dolerus aericeps C. G. Thomson

EUROPE and TRANSCAUCASIA.

**Dolerus anticus seljuki* ssp. n.

In the ♀, this race is distinguished from the typical race in that the lateral mesonotal lobes are entirely reddish yellow except where they meet medially. In colour therefore these specimens resemble *D. madidus* f. *schulthessi* except that the mesopleuron is entirely black. In form of saw, sawsheath with curved setae, and antenna with 8th segment only twice as long as wide, they are clearly distinguished from *D. madidus*. The ♂ is distinguished from typical *D. anticus* by having the 2nd and 7th tergites unmarked with black.

Holotype ♀. E. TURKEY: Gumusane, Bayburt, 1,600 m., 26.v.1962 (*Guichard & Harvey*); B.M. (N.H.).

Paratypes. TURKEY: N.W., N., N.E. and E.: Edirne, 1 ♀, 6.v.1960 (*Guichard & Harvey*); Samsun, Lake Ladig, 800 m., 1 ♀, 26.vii.1959 (*Guichard*); Erzurum, Ovacik, 2,000 m., 1 ♂, 30.v.1962 (*Guichard & Harvey*); Gumusane, Bayburt, 1,600 m., 1 ♀, 26.v.1962 (*Guichard & Harvey*). B.M. (N.H.).

The species not previously recorded outside Europe.

Dolerus triplicatus triplicatus (Klug)

This subspecies is distinguished from *steini* thus: (1) ♂ colour pattern is different from the ♀, the thorax and 1st tergite being entirely black; and (2) ♀, though similar to *steini*, in having a reddish yellow thorax with a black fleck on each of the mesonotal lobes and a large fleck on the underthorax, covering the mesosternum and much of the mesopleura. This fleck does not reach the front edge of the mesepisternum, and

the depressed lateral parts of the mesonotum are not infusate. This subspecies would appear to be the continental part of an atlantic/continental subspecies pair which it forms with *steini*: these two subspecies overlap in TURKEY.

TURKEY, N.W., C. and E.: Edirne (1); Ankara (13); Gumusane (13); Erzurum (7); 1,000 to 1,800 m., 43 ♂, 7 ♀.

SWEDEN, GERMANY, CZECHOSLOVAKIA, AUSTRIA, and N.W., C. and E. TURKEY.

Dolerus triplicatus steini (Konow, 1885)

Dolerus triplicatus (Klug); Benson, 1952 *nec* Klug.

Dolerus triplicatus steini (Konow); Benson, 1966.

This subspecies is the atlantic counterpart of an atlantic-continental subspecies pair which it forms with the preceding subspecies. It is distinguished by the ♂ and ♀ having the same colour pattern, which differs from that of the *triplicatus* ♀ in that the *black fleck on the underthorax reaches right to the front of the mesepisternum* and that depressed lateral parts of the mesonotum are ± infusate (see fig. 4 in Benson, 1966).

TURKEY, N.E.: Trabzon, Soganli Gecidi, 2,600 m., 1 ♂, 27.vi.1962 (Guichard & Harvey); Rize, Sivrikaya, 1,700 m., 1 ♀, 3.vi.1962 (Guichard & Harvey).

ENGLAND, SWITZERLAND, ITALY and N.E. TURKEY.

Dolerus puncticollis C. G. Thomson

TURKEY, N. and E.: Samsun (12 and 15). 3 ♂, 31 ♀, 1,600–2,390 m., 2–11.iv.1959. Rize (8); Gumusane (3, 10); Erzurum (5, 12 and 14). 26 ♂, 25 ♀, at sea level, 23.v to 3.vi.1962.

EUROPE, ISRAEL and TURKEY.

[***Dolerus gonager*** (F.)

(Text-fig. 7)

TURKEY, N.W.: Istanbul, Belgrat Orman, 1 ♂, 23.iii.1962 (Guichard & Harvey). EUROPE].

****Dolerus montivagus* sp. n.**

(Text-figs. 4, 9)

♀. Black except for the red knees (the extreme apex of all the femora and extreme base of all the tibiae). Pubescence silvery. Wings subhyaline with black venation. *Length*: 9–10 mm.

Head: subparallel-sided behind the eyes, which are separated above from the occipital margin by about their own length. Malar space about one-third of inter-antennal line. Clypeus broadly and shallowly emarginate to a depth of only about one-fifth of the clypeal length. Antenna with 8th segment about × 5 as long as basal breadth and 3rd segment longer than greatest measure of an eye as (1.0 : 0.9). Punctuation coarse with several large shining interspaces on temples and notably a large spot as large as 2 or 3 ocelli adjoining each of the lateral ocelli. Occipital furrows not very clearly marked above.

Thorax: Mesonotum coarsely and rather irregularly punctured but shining between the punctures; large sparsely punctate shining areas occur each side of the middle line of the front lobes, most of the front and middle of the lateral lobes and the front and middle of the scutellum; post-tergite of scutellum shining without punctures or microsculpture and longer than the shortest measure of a crenula. Mesopleuron coarsely and densely punctured, without interspaces as large as a puncture. Mesosternum with only very shallow fine scattered punctures. Legs normal, with hind tarsus about five-sixths as long as a tibia. Wings normal.

Abdomen: Normal but with transversely alutaceous surface sculpture obsolescent on the 1st and middle of the 2nd tergite. Sawsheath in dorsal view long and narrow, but with apical setae much as in *D. puncticollis* (Text-fig. 4).

Pubescence silvery all over and up to about as long as $\times 2$ diameter of an ocellus on head and thorax, obsolete on the 2nd, 3rd and 4th tergites and middle of 1st tergite.

σ as ρ but head contracted slightly behind eyes, which are separated above from the occipital margin by little more than their own shortest measure, 8th antennal segment only about $\times 3.5$ as long as its basal breadth. Abdomen more pubescent on 1st and middle of 2nd and 3rd tergites, the tergites beyond 4th lacking even the mid-dorsal base line; penis-valve (Text-fig. 9).

Holotype ρ . N.E. TURKEY: Trabzon, Soganli Gecidi, 2,600 m., 26.v.1962 (Guichard & Harvey). B.M. (N.H.).

Paratypes. N.E. TURKEY: 3 σ (with same data as holotype); Trabzon, Zigana Gecidi, 1,650 m., 13 σ , 22.v.1962; Trabzon, Hamsikoy, 1,245 m., 1 σ , 1 ρ , 23-24.v.1962; Rize, Sivrikaya, 1,700 m., 1 σ , 1 ρ , 3.vi.1962; and Erzurum, Tortum, 1,550 m., 1 ρ , 10.vi.1962 (Guichard & Harvey). Total 4 ρ , 18 σ . B.M. (N.H.).

This species has the sparse punctation of *D. gonager* on the mesonotum, but the narrow sawsheath bears setae more like those of *D. puncticollis*: from both these species though it differs in having a scarcely emarginate clypeus, longer antennae in ρ (in neither *D. gonager* nor *D. puncticollis* ρ is the 3rd antennal segment clearly longer than an eye), and in σ , absence of bare hairless mid-dorsal line on abdomen from 4th tergite, apart from differences in the penis-valve.

THE *PICIPES-CILIATUS*-GROUP

In S.E. EUROPE, ASIA MINOR and TRANSCAUCASIA there occurs a group of species related to the two last species (*Dolerus gonager* F. and *puncticollis* Thomson) but in which the female sawsheath is sharply expanded behind in dorsal view (see Benson, 1951-58, fig. 198), the legs are often red about the knees (the joint between the femur and the tibia) and the temples have an impunctate spot *c.* $\times 3$ diameter of an ocellus adjoining the postocellar area each side. The males are under 9 mm. and have: (1) *either* the lateral mesonotal lobe punctate at least behind, *or* infuscate pubescence on the head, and (2) *either* very densely pubescent tergites without a bare medial line *or* a clypeus with a much-reduced medial front marginal excision (to less than one-third of total clypeal length). In three of the species the females are \pm brachypterous with correlated changes in the mesonotum (flattening and shortening of lobes with obsolescence of suture dividing front pair and shortening of post-tergite of scutellum).

KEY TO MALES AND FEMALES

- 1 Wings hyaline and fully-developed in ♂ and ♀. Clypeus apically broadly emarginate to a depth of at least one-third of its total length, with the lateral lobes narrower than the medial emargination. Pubescence on head and thorax silvery 2
- Wings infusate and often brachypterous in ♀. *Either* clypeus with a narrow and shallow excision apically (to a depth not exceeding one-third of its total length and leaving obtuse or truncate lateral lobes) *or* pubescence on head and mesonotum infusate 3
- 2 (1) Legs not red about the knees (joint between femur and tibia). Head behind the eyes slightly swollen, longer than shortest measure of eye and with occipital furrows obsolescent. ♂ abdomen lacks the medial bare line through the pubescence on tergites 3–8; penis-valve (Benson, 1951–58, fig. 240). Larger species: 7–9 mm. EUROPE ***picipes*** Klug
- Legs red about the knees. Head slightly contracted behind eyes, not longer than shortest eye-measure and with occipital furrows clearly developed. ♂ abdomen with medial bare line through pubescence on tergites 3–8; penis-valve (Text-fig. 5). Smaller species: 7–8 mm. IRAN ***hyrcanus*** sp. n.
[*Dolerus vernalis* Ermolenko, 1964 (unique ♀) (Ukraine) would run here and may be synonymous, but has red on front and middle knees limited to apex of femur.]
- 3 (1) *Either* clypeus excised medially in front to a depth less the diameter of the front ocellus, *or* pubescence on head and wings silvery. ♀ ± brachypterous 4
- Clypeus broadly emarginate in front to a depth of almost one-third of its total length. Upper head and wings with infusate pubescence. Wings fully-formed in both sexes.
Legs red on the knees. Penis-valve (Text-fig. 6). S.E. EUROPE and TRANSCAUCASIA ***kokujewi*** Konow
- 4 (3) ♀ wings less than one-half as long as abdomen. At least ♂ with infusate pubescence on upper head and wings 5
- ♀ wings much more than one-half as long as abdomen. Pubescence on head and wings silvery in ♂ and ♀. S.E. EUROPE ***subalatus*** Kirensky, 1926
- 5 (4) Legs entirely black. ♀ with infusate pubescence on head and wings. Pubescence on mesopleura shorter than on head and mesonotum, where it is as long as 2nd antennal segment. GREECE (Mt. Parnassus, 2,000 m.) (♂ unknown) ***oertzeni*** Konow
- Legs with red knees. ♂, but not ♀, with infusate pubescence on head and wings; ♀ with pubescence on mesopleura as long as that on head and mesonotum, where it is about as long as 2nd antennal segment. S.E. EUROPE and TRANSCAUCASIA ***ciliatus*** Konow

Dolerus picipes Klug

EUROPE, TURKEY and TRANSCAUCASIA.

Dolerus kokujewi Konow

(Text-fig. 6)

TURKEY, N.E.: Trabzon, Zigana Gecidi, 1,650 m., 1 ♂, 2.v.1962 (*Guichard & Harvey*).

S.E. EUROPE, TURKEY and TRANSCAUCASIA.

***Dolerus hyrcanus* sp. n.**

(Text-figs. 3, 5)

♂. Black with the knees red (the apical half of the femur and basal fourth of the tibia); pubescence silvery; wings hyaline with black venation. Length 8–9 mm.

Head: slightly contracted behind eyes which are separated above from the occipital margin by about their own shortest measure. Malar space about one-half of inter-antennal line. Clypeus broadly emarginate in front to a depth of about one-third of its total length and strongly arched transversely. Antenna with 8th segment about $\times 4$ as long as its basal breadth. Punctuation coarse and without interspaces in front of ocelli but the temples adjoining the post-ocellar region each side have an impunctate area as large as 2 to 3 ocelli. Occipital furrows clearly marked.

Thorax: front lobes of mesonotum coarsely punctured laterally without interspaces but with the middle half shining with shallow sparse punctures; middle lobes shining with sparse shallow punctures on the front half, widely spaced becoming denser behind; scutellum densely punctured except in front and \pm along middle line, and with its post-tergite longer than the shortest length of a censer and obliquely striated with rugulae. Mesopleura coarsely punctured but with a few impunctate spots in the middle up to about twice the diameter of a puncture. Mesosternum with only very shallow fine scattered punctures. Legs normal with hind tarsus about five-sixths as long as tibia. Wings normal.

Abdomen normal with tergites transversely alutaceous; penis-valve as in Text-fig. 5.

Pubescence silvery all over; on head and thorax up to about $\times 2$ diameters of ocellus; abdomen with tergites 1–3 \pm glabrous laterally, rest of tergites densely clothed except for base medial line.

♀ as ♂ except as follows: 8th antennal segment only $\times 3$ as long as broad at base; hind tarsus only about two-thirds as long as tibia; ovipositor longer than hind femur; sawsheath in dorsal view incrassate apically, where it is twice as broad as at base (Text-fig. 3). Saw as in *D. picipes*.

Holotype ♂. IRAN: Mazandaran, Chalus–Chahsavari coast, 23.iii.1966 (*D. B. Baker*). B.M. (N.H.).

Paratypes. Same locality, 19 ♂, 3 ♀, 25.ii–28.iii (*D. B. Baker*). B.M. (N.H.).

The ♀ is distinguished from other species of the *picipes*–*ciliatus* group in the key above. The ♂ penis-valve (Text-fig. 5) is unlike that of any other known species but is perhaps most like that of *D. puncticollis* (cf. Benson, 1951–58, fig. 230).

***Dolerus nigratus* (Müller)**

EUROPE and TURKEY (Bytinski-Salz).

***Dolerus aeneus* Hartig**

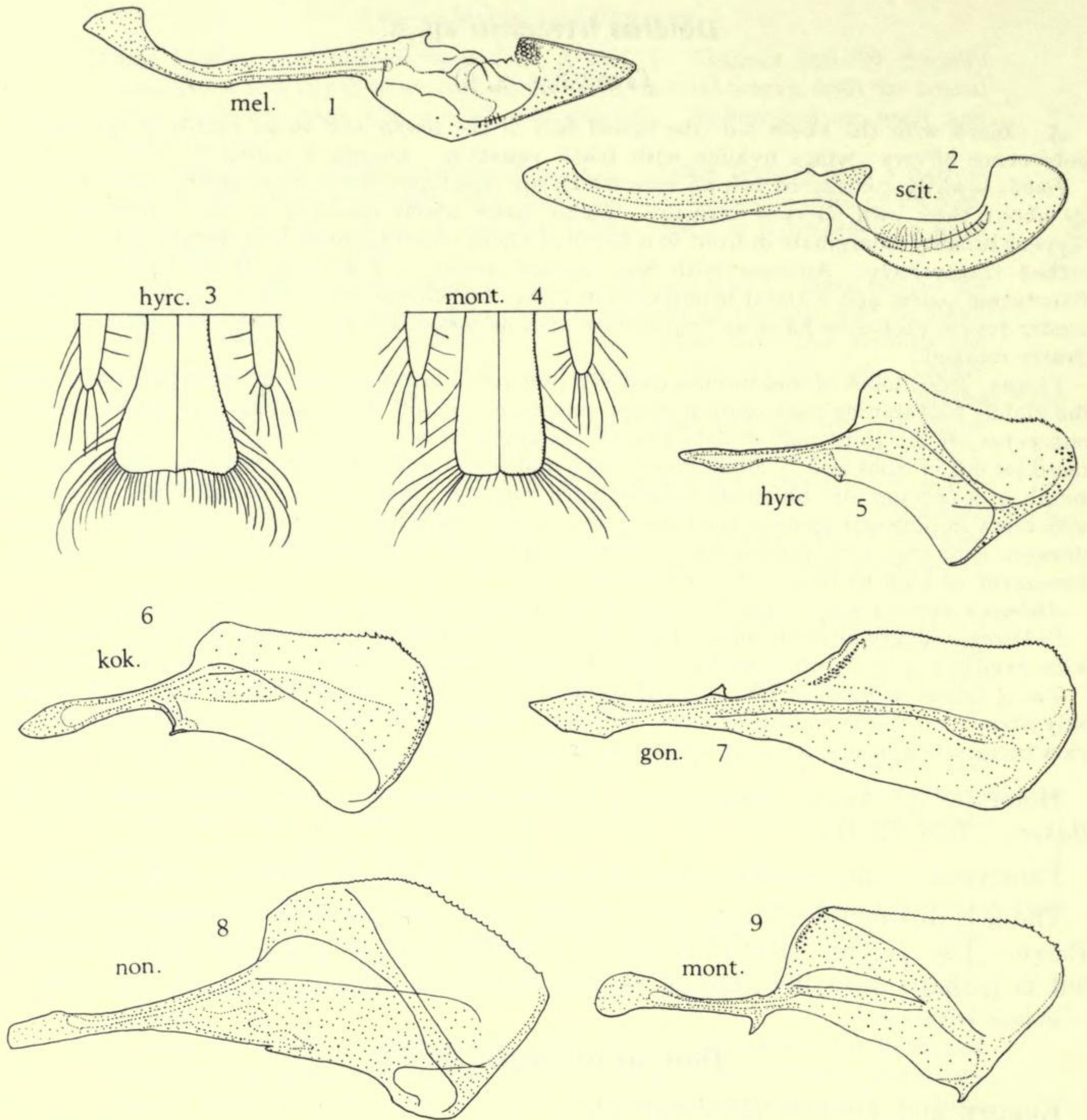
TURKEY: Trabzon, Soganli Gecidi, 2,600 m., 1 ♂, 27.v.1962 (*Guichard & Harvey*); Trabzon (17). 1 ♀.

EUROPE and ASIA MINOR.

***Dolerus asper* Zaddach**

Dolerus asper megapteroides Muche ♀, 1964a (*nec* ♂) **syn. n.**

TURKEY, E.: Gumusane (11); Erzurum (7, 12 and 13). 1,800 m., 2,390 m., 5 ♂, 1 ♀, 29.v. to 1.vi.1962; Bolu (*Muche*).



FIGS. 1-9. 1, 2. Penis-valves: 1, *Arge melanothroa*; and 2, *A. scita*. 3, 4. Sawsheaths from above: 3, *Dolerus hyrcanus* sp. n.; 4, *D. montivagus* sp. n. 5-9. Penis-valves: 5, *Dolerus hyrcanus* sp. n.; 6, *D. kokujewi*; 7, *D. gonager*; 8, *D. nonutimus*; and 9, *D. montivagus* sp. n.

The specimens from Gumusane and Erzerum have more infuscate wings than any specimens seen from Europe.

Species from EUROPE, TURKEY and temperate ASIA to KAMTCHATKA.

***Dolerus haematodes* Schrank.**

TURKEY, N., N.E. and E.: Samsun (5, 12 and 15); Trabzon (7 and 17); Gumusane (3). Sea level to 1,600 m., 80 ♂, 53 ♀.

In the series from sea level at Samsun, 12 out of 23 ♂ have the female colouring, with red pronotum and tegulae; in the series from Gumusane, at 1,600 m., only 1 out of 58 ♂ have this colouring while 57 ♂, as in typical W. European form, lack any red on pronotum and tegulae.

EUROPE, TURKEY and TRANSCAUCASIA.

****Dolerus nonultimus*** Zhelochovtsev, 1941 (with figs.)

TURKEY: Trabzon (4). 1 ♂.

This species belongs to the *anthracinus-nitens* group with sawsheath as in Benson, 1951-58, fig. 196, but has a distinct penis-valve and saw. The male has infusate pubescence on the upper head but differs from *anthracinus* in having the head strongly contracted behind. The female differs from other known females in the group in having infusate pubescence on its head as in the male, and from *anthracinus* and *coracinus* differs also in having unmodified front mesonotal lobes.

TURKEY and TRANSCAUCASIA.

†*Dolerus megapterus Cameron

? *Dolerus asper megapteroides* Muche, 1964a (♂ nec ♀).

TURKEY: Gumusane (3). 2 ♂. G. Ovacik, 2,000 m., 4 ♂, 1 ♀, 30.v.1962 (*Guichard & Harvey*); Erzurum (5). 1 ♀.

Not previously recorded from outside EUROPE.

BLENNOCAMPINAE

ATHALIINI

Tribe revised by Benson, 1962.

†*Athalia cuspidata* Benson, 1954

ISRAEL, endemic.

†*Athalia dimidiata* Konow

TURKEY, endemic.

Athalia bicolor Lepeletier

TURKEY, N.W., W., C., N., N.E., and E.: Edirne (1); Bursa (4 and 9); Usak (1); Bilecik (2); Samsun (5, 6 and 16); Trabzon (3 and 4); Artvin (4); Erzurum (7). 29 ♂, 2 ♀.

EUROPE, MEDITERRANEAN, TURKEY, TRANSCAUCASIA to TURKMEN REPUBLIC.

†*Athalia maculata* Mocsáry

TURKEY, N. and C.: Bolu (2); Samsun (30); Amasya (9). 3 ♀.
S.E. EUROPE, TURKEY and TRANSCAUCASIA.

†*Athalia paveli* Mocsáry

TURKEY, endemic.

†*Athalia rufoscutellata* Mocsáry

TURKEY, W., C., N.E. and E.: Bursa (3, 9); Ankara (11); Corum (2); Samsun (2); Artvin (4); Gumusane (11). 5 ♂, 7 ♀.
C. and S.E. EUROPE, TURKEY and TRANSCAUCASIA.

†*Athalia glabricollis glabricollis* C. G. Thomson

TURKEY, W., S.W., C., N.E. and E.: Bursa (3); Mugla (7 and 8); Ankara (3, 11, 14 and 63); Amasya (12); Trabzon (9); Erzurum (1); Kars (11). 12 ♂, 15 ♀.
ALL EUROPE, MEDITERRANEAN and TURKEY.

†*Athalia glabricollis meridiana* Benson, 1954

This subspecies is distinguished from the preceding in having more than half the *Costa* from the base yellow in the fore wing.

It is known only from ISRAEL and S.W. IRAN (Benson, 1962, was wrong in ascribing material from GREECE and TURKEY to this form).

Athalia ahngeri Kokujev

TURKEY, C. and E.: Nigde (5); Gumusane (15). 2 ♀.

Steppe species. ISRAEL, TURKEY, TRANSCAUCASIA and MESOPOTAMIA to TURKMEN, UZBEK REPUBLICS and AFGHANISTAN.

Athalia circularis circularis Klug

TURKEY, N.W., W., S., N., C. and N.E.: Istanbul (3 and 9); Mugla (7); Bolu (3); Zonguldak (1); Mersin (7); Sinop (4); Samsun (5, 10, 19 and 21); Corum (2); Amasya (3 and 5); Tokat (1); Trabzon (14 and 15); Artvin (6); Rize (6). 21 ♂, 2 ♀.

Females of the summer flight in the mountains and to a lesser extent those of the autumn flight at sea level have the scutellum and sides of the mesonotal lobes ± yellow (e.g., from Samsun, Kundaz Ovacik, at 1,300 m., 22.vii.1959 and Samsun, Engiz at sea level, 22.ix.1960).

Typical form from EUROPE and MEDITERRANEAN; replaced by ssp. *melanoptera* Benson in E. SIBERIA, JAPAN and mountains of C. ASIA (Kopet Dag and Afghanistan to the Pamirs, Altai and W. Himalayas).

***Athalia cordata* Lepeletier**

TURKEY, W., S.W., N., N.E. and E.: Kutahya (5); Bursa (3); Aydin (2); Mugla (1 and 9); Bolu (3); Samsun (15); Giresun (7); Trabzon (3, 4 and 14); Rize (3); Kars (1 and 9). 15 ♂, 15 ♀.

EUROPE, MEDITERRANEAN and TURKEY.

†***Athalia rosae rosae* (L.)**

TURKEY, N.W., W., S., N., N.E. and E.: Istanbul (3); Kutahya (3 and 10); Mersin (2); Adana (3); Antakya (6); Samsun (5, 6, 19, 20 and 21); Trabzon (9); Rize (1); Gumusane (4); Kars (1 and 7). 8 ♂, 12 ♀.

EUROPE, MEDITERRANEAN, ISRAEL to IRAN; S.W. SIBERIA and N.W. CHINA.

Replaced by ssp. *ruficornis* in E. ASIA.

***Athalia liberta liberta* Klug**

TURKEY, N.W., S.W., N., C., N.E. and E.: Istanbul (3); Aydin (1); Samsun (10); Amasya (5 and 7); Trabzon (9 and 14); Gumusane (13); Erzurum (10). 11 ♂, 3 ♀.

EUROPE and MEDITERRANEAN to S.W. IRAN, Mountains of C. ASIA to UZBEK, KIRGHIZ and the AMUR region of E. ASIA; replaced by ssp. *yanoi* in Japan.

*†***Athalia cornubiae* Benson**

TURKEY, N. and N.E.: Bolu (1); Trabzon (7 and 15). Sea level to 2,000 m. 3 ♀.
EUROPE and MEDITERRANEAN to IRAN.

†***Athalia paradoxa* Konow**

TURKEY, W. and E.: Bursa (3); Gumusane (3); Erzurum (3). 3 ♀.

Mountains of C. EUROPE (France, Switzerland and Austria), MACEDONIA and TURKEY.

EMPRIINI

****Harpiphorus lepidus* (Klug)**

TURKEY, E.: Erzurum (5). 1 ♀, in *Quercus* scrub.

Not previously recorded outside EUROPE.

***Monostegia abdominalis* (F.)**

TURKEY, N., C. and N.E.: Samsun (10, 11 and 21); Ankara (11 and 33); Amasya (1 and 7); Tokat (1); Trabzon (4). 20 ♀.

EUROPE to SPAIN and CAUCASUS, ISRAEL, TURKEY, TRANSCAUCASIA, SIBERIA and Atlantic coast of N. AMERICA.

****Monsoma pulverata* (Retzius)**

TURKEY, N.E.: Trabzon (4). 1 ♀; Rize (5). 1 ♂; Rize (2). 1 ♀.

Not recorded previously outside EUROPE.

***Empria archangelskii* Dovernar-Zapolskiĭ**

CYPRUS, TURKEY and TRANSCAUCASIA.

***Empria pravei* Dovernar-Zapolskiĭ**

N. IRAN: Mazandaran, Chalus-Shahasavar coast of Caspian, 1 ♀, 10.iv.1967 (*D. B. Baker*).

N. CAUCASUS, TRANSCAUCASIA and N. IRAN.

†*Empria klugii* Stephens

TURKEY, N.E.: Trabzon (17); Rize (2). 3 ♀.

EUROPE, TURKEY and TRANSCAUCASIA.

†*Empria excisa* Thomson

TURKEY, N.: Samsun (2). 1 ♂.

EUROPE and TURKEY.

***Empria baltica* Conde**

EUROPE and TRANSCAUCASIA.

***Empria liturata* (Gmelin)**

TURKEY, N.E.: Rize (2). 1 ♂.

EUROPE, TURKEY and SIBERIA to Irkutsk.

***Empria tridens* (Konow)**

TURKEY, N.E.: Giresun (1); Trabzon (3). 2 ♀.

EUROPE and TURKEY.

***Empria konowi* Dovernar-Zapolskiĭ**

UKRAINE and TRANSCAUCASIA.

Ametastegia equiseti (Fallén)

TURKEY, S., N., C., N.E. and E.: Mersin (7); Samsun (21); Amasya (9); Trabzon (3); Rize (1 and 6); Erzurum (7). 7 ♂, 4 ♀.

EUROPE, MEDITERRANEAN, TURKEY, SIBERIA to N. AMERICA.

Protemphytus pallipes (Spinola)

TURKEY, N. and N.E.: Samsun (6); Trabzon (7). 3 ♀.

EUROPE to ICELAND, MEDITERRANEAN, TURKEY to IRAN, SIBERIA, N. AMERICA.

Protemphytus carpini (Hartig)

EUROPE, MEDITERRANEAN, TURKEY, TRANSCAUCASIA and SIBERIA.

Protemphytes tener (Fallén)

EUROPE, MEDITERRANEAN, TURKEY, TRANSCAUCASIA, SIBERIA to N. AMERICA.

ALLANTINI

Taxonus agrorum (Fallén)

TURKEY, N.E.: Artvin, above Artvin, 700 m., 1 ♂, 1 ♀, 2.vi.1962 (*Guichard & Harvey*). Not previously recorded outside EUROPE.

Taxonus sticticus (Klug)

C. and S.E. EUROPE and TRANSCAUCASIA.

Allantus togatus Panzer

TURKEY, E.: Erzurum (10). 1 ♂.

EUROPE, TURKEY, SIBERIA to JAPAN.

Allantus viennensis (Schrank)

C. and S. EUROPE and TRANSCAUCASIA.

Allantus calceatus (Klug)

EUROPE and TRANSCAUCASIA.

Allantus basalis (Klug)

TURKEY, W. and N.: Bursa (9); Samsun (6). 1 ♂, 2 ♀.

N. and C. EUROPE, TURKEY and SIBERIA.

Allantus cinctus (L.)

TURKEY, C. and N.E.: Amasya (7 and 13); Gumusane (11). 1 ♂, 2 ♀.

EUROPE, TURKEY, TRANSCAUCASIA, SIBERIA to N. AMERICA.

Allantus cingulatus (Scopoli)

EUROPE, TRANSCAUCASIA and SIBERIA.

Allantus didymus (Klug)

TURKEY, S., N., C. and E.: Mersin (6); Nigde (5); Bolu (2); Ankara (29); Amasya (2, 3, 5, 6 and 7); Tokat (1); Gumusane (10); Erzurum (4 and 6). 19 ♂, 12 ♀. N. IRAN: Mesandaran, Chalus-Shahsavari coast of Caspian Sea, alt. 20 m., 1 ♀, 19.iv.1966 (*D. B. Baker*).

MEDITERRANEAN, TURKEY and IRAN.

**Allantus melanarius* (Klug)

N. IRAN: Mesandaran, Chalus-Shahsavari coast of Caspian Sea, alt. 20 m., 2 ♀, 19.v.1966 (*D. B. Baker*).

All EUROPE and IRAN.

CALIROINI

Endelomyia aethiops (F.)

TURKEY, N.: Samsun (2 and 25); 2 ♀.

EUROPE, TURKEY, TRANSCAUCASIA and introduced into N. AMERICA.

Caliroa cerasi (L.)

TURKEY, N.: Samsun, Engiz, 9 ♂, v.1959 (*Guichard*).

HOLARCTIC. Obligatorily parthenogenetic races of this species have been introduced with rosaceous fruit-trees, from its native country, presumably in EURASIA, to N. AMERICA and almost all other temperate regions of the world. The occurrence of males in Turkey may be significant in indicating the native country of this species, on the theory that introduced parthenogenetic races are descended from normally sexual races, native to some part of the world.

**Caliroa varipes* (Klug)

TURKEY, N.W., S., N. and C.: Istanbul (1, 3 and 8); Tekirdag (2); Mersin (6); Kastamonu (1); Samsun (1, 6, 7 and 13); Amasya (13). 12 ♂, 11 ♀.

All EUROPE and TURKEY.

***Caliroa annulipes* (Klug)**

TURKEY, N.E.: Trabzon (15 and 16). 5 ♂, 3 ♀.

EUROPE, TURKEY and temperate ASIA to E. SIBERIA.

HETERARTHINI****Heterarthrus vagans* (Fallén)**

TURKEY, N.E.: Rize, at sea level, 2 ♀, 12.iv.1959 (*Guichard*).

All EUROPE and TURKEY.

FENUSINI***Metallus beckeri* (Konow)**

Very close to European *M. pumilus* Klug, but the hind legs are almost entirely pale (*pumilus* has hind femur mainly infusate from base) and the individual marginal saw teeth have more-rounded projections. In the saw therefore it resembles the nearctic *M. rohweri* MacGillivray; *M. albipes* Cameron and *M. gei* Brischke have saws resembling *M. pumilus*. The ♂ antenna is flattened as in *pumilus*.

TURKEY, N. and N.E.: Samsun (9). 1 ♂, 2 ♀; Trabzon, at sea level, 1 ♀, 24.viii.1959 (*Guichard*); Rize (5); 1 ♀.

Only known from TURKEY.

***Profenusa thomsoni* (Konow)**

EUROPE, TRANSCAUCASIA and N. AMERICA (? introduced).

***Profenusa pygmaea* (Klug)**

TURKEY, W. and C.: Bilecik (1); Amasya (13). 1 ♂, 1 ♀.

EUROPE and TURKEY.

***Hinatara recta* (C. G. Thomson)**

EUROPE and TRANSCAUCASIA.

***Scolioneura hyrcana* sp. n.**

♂. Black except for the following, which are brownish to yellowish white: labrum, palps, antennal segments 9 and underside of 5 to 8, tarsi, tibiae and apical one-third to one-half of femora. Wings hyaline; stigma, and venation black to piceous. Length 4.5 mm.

Head with mouthparts normal, antenna about $\times 1.5$ breadth of head; 4th segment = 8th + 9th = 1st $\times 0.8$. Eyes much enlarged and strongly converging in front where the distance between them is much less than the longest measure of the eye (1.0 : 1.5). Malar space linear.

Thorax with tarsal pulvilli of legs developed only on two apical tarsomeres. Claws bent medially at right angles and with sharp basal tooth.

Wings normal.

Abdomen without any visible sculpture.

Pubescence dense on upper head and mesopleura; on mesopleura up to about as long as diameter of an ocellus but on head shorter than this. On mesonotum and abdomen sparse.

Holotype ♂. N. IRAN: Mazandaran, Shalus-Shahsavari coast, 18.iv.1966 (*D. B. Baker*). B.M. (N.H.).

This species is distinguished at once from *S. betuleti* Klug and *S. tirolensis* Enslin by its strongly converging eyes, which are much closer together in front than their greatest length (in *S. betuleti* and *tirolensis* they are further apart than their greatest length, as 1.2 : 1.0) and also by the loss of the tarsal pulvilli on the two basal tarsomeres of the legs.

Messa hortulana (Klug)

EUROPE and TRANSCAUCASIA.

Fenusa dohrni (Tischbein)

TURKEY, E.: Rize (I). 1 ♀.

EUROPE, temperate ASIA and N. AMERICA; introduced to S. AFRICA.

Kaliofenusa ulmi laevinota ssp. n.

Differs from the typical north holarctic race in that the coriaceous surface sculpture on the front and lateral mesonotal lobes is absent and the lobes are entirely smooth. The frontal basin is much shallower and the furrow separating the frontal area from the inner orbits is more clearly defined.

Holotype ♀. TURKEY: Mugla, Ula (Mezarlik) 700 m., on *Ulmus*, 17.iv.1962 (*Guichard & Harvey*). B.M. (N.H.).

Paratypes. TURKEY: Mugla, Ula (Mezarlik) 700 m.; on *Ulmus*, 1 ♀ and 8 ♂, 17.iv.1962 (*Guichard & Harvey*); Bursa, Bursa-Mudanya Rd., 50 m., 1 ♀, 28.iv.1962 (*Guichard & Harvey*); Corum, Iskilip, 700 m., 1 ♀, 9.v.1962 (*Guichard & Harvey*).

Species holarctic in distribution.

LYCAOTINI

This tribe was revised by Benson, 1966.

*†*Seljukia tenebrosa* Benson, 1966

TURKEY, S.: Mersin, Gözne 600 m., 6 ♂, 11 ♀, 3-5.vi.1960 (*Guichard & Harvey*).

The representatives of this species were taken in a rocky broken terrain with alder-lined streams, 34 kms north of Mersin.

PHYMATOCERINI

Phymatocera aterrима (Klug)

C. and S. EUROPE and TRANSCAUCASIA.

TOMOSTETHINI

Tomostethus nigrinus claripennis Enslin

N. AFRICA and TURKEY.

Typical subspecies throughout EUROPE and across SIBERIA.

Eutomostethus gagathinus (Klug)

E. gagathinus meridionalis Benson, 1954, **syn. n.**

TURKEY, E.: Erzurum (13). 1 ♀.

All EUROPE, N. AFRICA, CYPRUS, TURKEY, TRANSCAUCASIA and SIBERIA.

Eutomostethus luteiventris (Klug)

All EUROPE, TRANSCAUCASIA and N. AMERICA.

Eutomostethus ephippium vopiscus (Konow)

TURKEY, E.: Rize (1) 4 ♂; (2) 1 ♂; (5) 17 ♂, 5 ♀.

This subspecies differs from the typical one in that males predominate and that whereas the ♂ has an entirely black body (as in one of the two ♀ phases of the typical subspecies) the ♀ is more extensively red than in the red phase of the typical subspecies: it has the whole thorax red (in the red phase of the typical subspecies the mesoscutellum, with its post-tergite and the mesosternum are black). The legs of ♀ *vopiscus* differ from those of both ♀ forms of the typical subspecies in having the apical third of the femora, all the tibiae except the extreme apex as well as the basal tarsal segment and ± the apical one yellowish white; in the males the pale colour is brownish.

The typical subspecies is now found throughout EUROPE and N. AMERICA (? introduced) and there is a black-bodied form in the HIMALAYAS: ssp. *vopiscus* is recorded only from TURKEY and TRANSCAUCASIA.

Stethomostus fuliginosis (Schrank)

TURKEY, C. and N.E.: Bolu (3); Ankara (4); and Rize (1). 4 ♂, 1 ♀.

EUROPE, TURKEY, SIBERIA, to JAPAN and N. AMERICA.

Stethomostus funereus (Klug)

TURKEY, N.E.: Rize (1). 3 ♂.

EUROPE, TURKEY and SIBERIA.

BLENNOCAMPINI

Monophadnus spinolae (Klug)

TURKEY, N.W.: Edirne (1). 1 ♀.

EUROPE and TURKEY.

***Monophadnus fulviventris athalioides* Jakovlev stat. n.**

The only known difference between *M. athalioides* ♀ and *fulviventris* Scop. ♀ is in the colour of the thorax; the underthorax is all black in *fulviventris*, and in *athalioides* with the upper mesopleuron red. The mesonotum, apart from the postergite of the scutellum, is all red in *fulviventris* but is ± black-flecked in *athalioides*. They are probably best treated as geographical subspecies. *M. f. fulviventris* is restricted to C. and S. EUROPE and *M. f. athalioides* to TRANSCAUCASIA and CHINA.

***Monophadnus longicornis* Hartig**

TURKEY, N.: Samsun (12, 14 and 15). 5 ♂, 5 ♀.

EUROPE and TURKEY.

***Monophadnus pallescens* (Gmelin)**

TURKEY, N.E.: Trabzon (4 and 17); Rize (2 and 5). 11 ♀.

Temperate EURASIA and N. AMERICA.

PERICLISTA Konow

Apericlista Enslin

Cornaria Malaise 1964, **syn. n.**

KEY TO EUROPEAN MALES AND FEMALES

- | | | |
|-------|---|---------------------------|
| 1 | Abdomen mainly pale beneath. Hind wing with anal cell sessile or subsessile (peduncle not more than one-half as long as width of anal cell). Clypeus medially emarginate. Ovipositor not longer than hind tibia | 2 |
| - | <i>Either</i> abdomen mainly dark beneath <i>or</i> anal cell in hind wing with peduncle longer than one-half width of anal cell, <i>or</i> clypeus subtruncate, <i>or</i> ovipositor longer than hind tibia | 4 |
| 2 (1) | ♂ with abdomen mainly yellowish above and hind wing with marginal vein; ♀ with head black above and hind wing often with enclosed middle cell | 3 |
| - | ♂ with body entirely black above except for white tegula and apical margins of tergites, and hind wing without marginal vein; ♀ with head mainly reddish yellow above and without enclosed middle cell in hind wing. MEDITERRANEAN (MOROCCO, and PORTUGAL to BALKANS) | andrei (Konow) |
| 3 (2) | Antenna about as long as head + thorax; ♀ with mesonotum mainly red. C. EUROPE to SPAIN and CAUCASUS | albida (Klug) |
| - | Antenna longer than head + thorax; ♀ mesonotum all black. (♂ not seen). C. EUROPE | albiventris (Klug) |
| 4 (1) | Anal cell of hind wing with peduncle longer than one-half of width of cell. Hind wing with or without enclosed middle cell in ♀ or marginal vein in ♂. Ovipositor longer than hind tibia | 5 |
| - | Anal cell of hind wing subsessile (peduncle less than one-half of width of cell). Hind wing with enclosed middle cell in ♀ and marginal vein in ♂. Ovipositor shorter than hind tibia. Legs with femora black. SPAIN and PORTUGAL | dusmeti (Konow) |
| 5 (4) | Clypeus emarginate medially. ♀ hind wing with enclosed middle cell, and ♂ with marginal vein. Malar space at least two-thirds as long as diameter of ocellus in ♂ and ♀ | 6 |

- Clypeus evenly truncate. ♀ hind wing without enclosed middle cell and ♂ without marginal vein. Malar space less than one-half of diameter of ocellus in ♀ and linear in ♂. Body entirely black except for white-margined pronotum and abdominal segments. C. EUROPE . . . **albipennis** (Zaddach)
- 6 (5) Head and thorax with only normal pubescence on middle of mesonotum, not longer than diameter of ocellus 7
- Head and thorax clothed in woolly pubescence on mesonotum up to $\times 2$ diameter of ocellus. Abdomen black with pale apical margins to segments and, in ♀, with orange lateral band on down-turned lateral portions of tergites. Legs in ♂ yellowish with black coxae and bases of femora, but in ♀ femora mainly yellow with only extreme bases infusate. C. EUROPE
pubescens (Zaddach)
- 7 (6) Legs in both ♂ and ♀ mainly yellow except only for coxae and extreme bases of femora. Abdomen in ♂ infusate below but \pm yellow above; ♀ mainly black with pale apical margins to segments. AUSTRIA and TURKEY **lenta** Konow
- Legs in both ♂ and ♀ with mainly black femora and \pm pale tibiae. Abdomen in both ♂ and ♀ mainly black with pale apical margins to segments. C. EUROPE **lineolata** (Klug)

Periclista lenta Konow

TURKEY: Mugla, Kestep, 50 m., 3 ♂, 12.iv.1962 (Guichard & Harvey).

TURKEY [type locality Brussa].

Monardis plana (Klug)

EUROPE and TRANSCAUCASIA.

Ardis brunniventris (Hartig)

EUROPE, TURKEY, SIBERIA to JAPAN and N. AMERICA.

Cladardis elongatula (Klug)

EUROPE and TURKEY.

Claremontia tenuicornis (Klug) Ross, 1951

Blennocampa tenuicornis (Klug) Konow.

Pseudoblennocampa tenuicornis (Klug) Malaise, 1935.

Monophadnoides tenuicornis (Klug) Benson, 1952.

It seems to me reasonable to separate *Claremontia* Rohwer, 1909, in which the hind-orbits have a deep coriaceous groove and the hind wing has no enclosed middle cells, from *Monophadnoides*, in which the deep coriaceous hind-orbital groove is absent and the hind wings have normally an enclosed middle cell *M*. To *Claremontia* also belong *alternipes* Klug, **comb. n.** *puncticeps* Konow, **comb. n.** *confusa* Konow, **comb. n.** and the following species.

EUROPE, TURKEY and SIBERIA.

Claremontia waldheimii (Gimmerthal) **comb. n.**

EUROPE and SIBERIA.

**Monophadnoides ruficruris* (Brullé)

TURKEY, N.E.: Rize (5). 1 ♂.

Males of this species in Britain have some of the middle tergites \pm marked with yellow. The ♂ from Turkey has tergites 3-5 and \pm 2 and 6, and sternites 2-6 yellow. This may indicate a distinct race but more specimens would be needed to demonstrate this.

Not previously recorded outside EUROPE.

Halidamia affinis (Fallén)

TURKEY: Amasya (5). 1 ♀.

EUROPE, TURKEY, TRANSCAUCASIA and N. AMERICA.

Pareophora pumilio Konow

N. IRAN: Mazandaran, Chalus-Shahasavar coast of Caspian, 1 ♀, 28.iii.1966 (*D. B. Baker*).

S. and S.W. CASPIAN coast. [Type locality AZERBAJDZHAN, S.S.R., Lenkoran].

TENTHREDINIDINAE

ERIOCAMPINI

**Eriocampa ovata ovata* (L.)

TURKEY, E.: Tokat (1). 3 ♀.

EUROPE, not previously recorded from TURKEY, introduced into N. AMERICA.

Eriocampa ovata nitens* **ssp. n.

A series of this species from E. TURKEY lacks the transverse sculpture on the abdomen.

Holotype ♀. TURKEY: Rize, Cayeli, 15 m., 22.viii.1959 (*Guichard*). B.M. (N.H.).

Paratypes. TURKEY: Rize, Cayeli, 15 m., 19 ♀, 22.viii.1959 (*Guichard*); Rize, Rize, 15 m., 1 ♀, 21.viii.1959; Trabzon, Trabzon, at sea level, 1 ♀, 24.viii.1959 (*Guichard*). B.M. (N.H.).

The absence of transverse sculpture on the abdomen occurs as a rare aberration in the typical race of this species (e.g. SWEDEN: Skåne, Kivik, 1 ♀, 15.vii.1938 (*D. M. S. & J. F. Perkins*)), and is also characteristic of certain other species in the genus such as *E. dorpatica* Konow (E. EUROPE) and *E. peineae* Zirngiebl (IRAN)—it is possible that the latter is another form of *E. ovata*.

Eriocampa peineae Zirngiebl, 1956

IRAN.

**Eriocampa umbratica* (Klug)

TURKEY, N.E.: Trabzon (3, 4 and 16); Rize (2, 3 and 5); Artvin (4). 38 ♂, 51 ♀, Not previously recorded from outside EUROPE.

PERINEURINI

Aglaostigma langei (Konow)

C. EUROPE and TRANSCAUCASIA.

**Aglaostigma aucupariae lacteore ssp. n.*

♂ differs from typical race in that the inter-antennal area and the whole face below the antennal sockets (except for the anterior tentorial pits) are yellowish white and this colour is continued along the edge of the inner orbits. (In the typical race most of the clypeus, the inter-antennal area, and the face below the antenna are black.)

The ♀ is scarcely distinguishable from that of the typical race except that the costa of the fore wing is paler apically.

Holotype ♂. TURKEY: Trabzon, Zigana Gecidi, 1,650 m., 22.v.1962 (Guichard & Harvey). B.M. (N.H.).

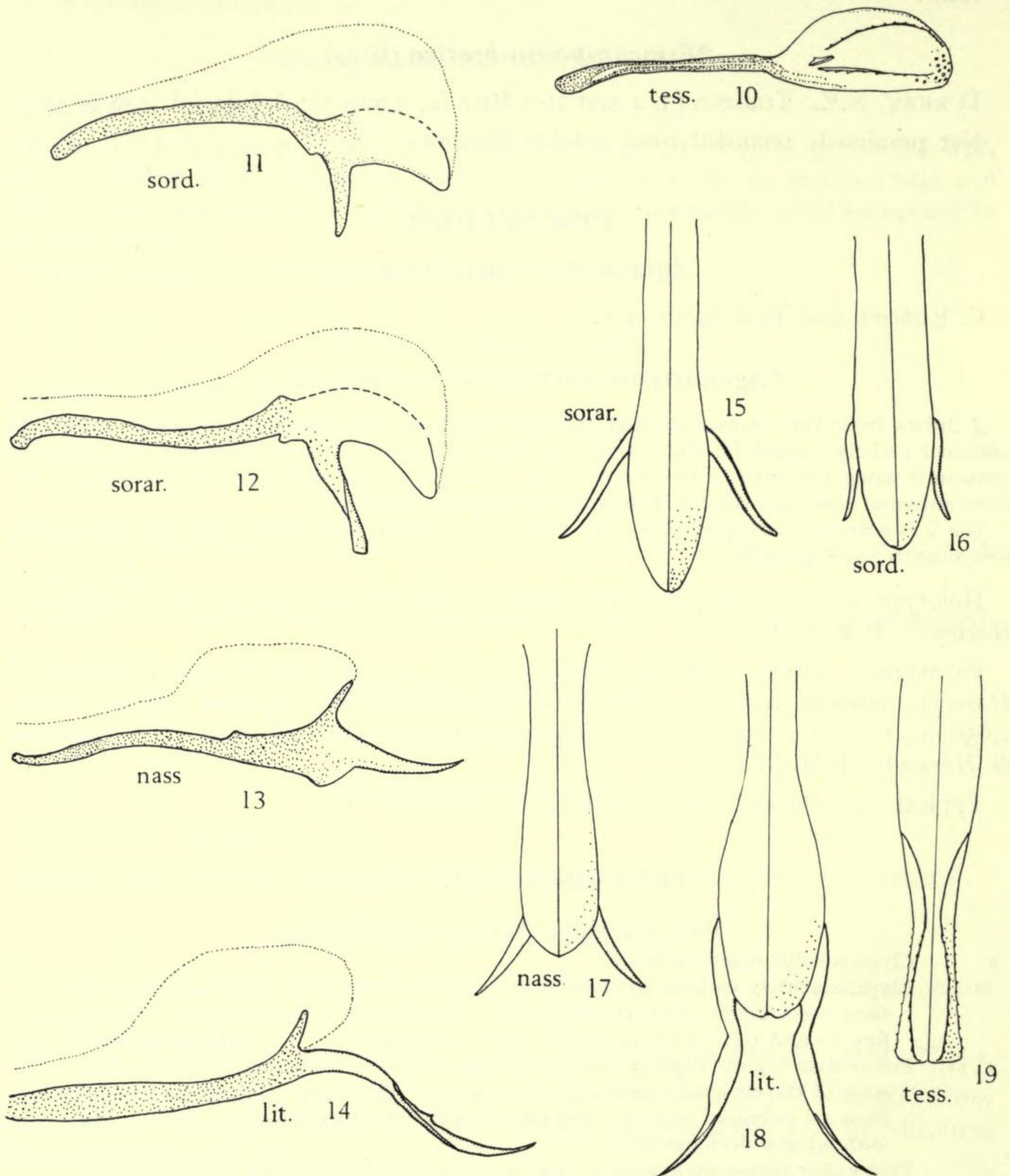
Paratypes. TURKEY: Bursa, Uludag, 500 m., 1 ♂, 1 ♀, 26.iv.1962 (Guichard & Harvey); Samsun, Samsun, 1 ♀, 20.vii.1959 (Guichard); Trabzon, Zigana Gecidi, 1,650 m., 1 ♂, 22.v.1962; Artvin, above Artvin, 1,800 m., 1 ♀, 6.vi.1962 (Guichard & Harvey). B.M. (N.H.).

Typical race throughout EUROPE to E. SIBERIA.

TENTHREDOPSIS A. Costa

KEY TO SPECIES-GROUPS OF THE WORLD

- | | | |
|---|---|---|
| 1 | Clypeus subtruncate in front | 2 |
| - | Clypeus acutely or semicircularly excised in front medially to a depth of more than one-fourth of its maximal length. Penis valve without a spine. (Text-figs. 10 and 19). EUROPE and E. MEDITERRANEAN <i>stigma-group</i> (p. 157) | |
| 2 | (1) Postocellar region slightly convex medially where it is about level with upper edge of the occipital carina and the temples. Antennal crests much smaller than 1st antennal segment, and joined behind to the edge of the frontal area without any deep excision | 3 |
| - | Postocellar region excavated so that medially it is much below the level of the sharp edge of the occipital carina and the temples. Antennal crests often larger than 1st antennal segment and separated from edge of frontal area by a deep excision. Penis valve as in <i>stigma-group</i> . N. EURASIA
<i>auriculata-group</i> (p. 157) | |
| 3 | (2) Antenna not white-ringed, <i>nor</i> abdomen with 1st tergite black and flecked with opaque white, <i>nor</i> mesopleuron dull with dense sculpture | 5 |



FIGS. 10-19. 10-14. *Tenthredopsis* penis-valves in lateral view: 10, *tesselata*; 11, *sordida*; 12, *soraria*; 13, *nassata*; and 14, *litterata*. 15-19. *Tenthredopsis* penis-valves in dorsal view: 15, *soraria*; 16, *sordida*; 17, *nassata*; 18, *litterata*; and 19, *tesselata*.

- *Either* antenna white-ringed, *or* abdomen with 1st tergite black and flecked with opaque white, *or* mesopleuron dull with dense sculpture 4
- 4 (3) Antenna longer than costa and stigma of fore wing. Clypeus not entirely black. Abdomen never with flecks of opaque white, but in ♀ usually with a pair of ventral lateral black stripes. Penis valve as in *stigma*-group. C. EUROPE and C. to E. ASIA **tarsata-group** (p. 159)
- Antenna not as long as costa + stigma of fore wing. Clypeus often entirely black. Abdomen sometimes with flecks of opaque white. Penis valve as in *stigma*-group. S.E. EUROPE and E. MEDITERRANEAN. **albonotata-group** (p. 159)
- 5 (3) ♂ with apical tergite carinate medially between two glabrous depressions; penis valve with spine (Text-figs. 11-18). ♀ *either* has hypopygium with the posterior medial projection enlarged and strongly excised apically (Text-figs. 21-23), *or* has malar space ± equal to inter-antennal line (1 : 1 to 1.2) and c. × 1.5 diameter of front ocellus. Occipital carina well developed and continuous. ♀ abdomen variously coloured but not with a pair of black ventral lateral stripes on a paler background except sometimes in *sordida*. PALAEARCTIC **nassata-group** (p. 161)
- ♂ with apical tergite not modified thus; penis valve as in *stigma*-group, without a spine. ♀ with medial posterior projection of hypopygium not enlarged nor excised apically. Malar space much shorter than inter-antennal line (1 : 1.3 to 1.5) and at most as long as front ocellus, *or* occipital carina obsolete laterally behind the orbits. ♀ abdomen usually with a pair of black ventral lateral stripes. E. MEDITERRANEAN **festiva-group** (p. 160)

KEY TO *AURICULATA*-GROUP MALES AND FEMALES

- 1 Antenna longer than costa + stigma of fore wing. ♀ black with following parts white: labrum, clypeus, face, antennal crests, orbits, ± temples, pronotum, tegula, scutellum, flecks on mesonotal lobes and pleura, broad ventral and lateral strips on abdomen which dorsally is brown, medially, legs; legs brown to piceous with coxae, trochanters and tarsi ± white; ♂ differs in that the underside of the thorax is ± entirely white, and the head is almost entirely white except for frontal area. 9-10 mm.
The Japanese race, ssp. *japonica* Takeuchi, is often larger (10-12 mm.) and the black is more extensive: the ♀ is entirely black except for the white labrum, clypeus, lateral and ventral stripe of the abdomen, and the legs are black except for the yellowish white trochanters, front and middle tibiae, and tarsi. N. PALAEARCTIC (N. EUROPE to E. SIBERIA and JAPAN)
carinata Malaise
- Antenna shorter than costa ± stigma of fore wing. ♀ mostly yellowish brown with white markings; ♂ mostly black above and ± white below. 9-10 mm.
N. PALAEARCTIC (N. EUROPE to E. SIBERIA) †**auriculata** C. G. Thomson¹

KEY TO *STIGMA*-GROUP MALES AND FEMALES

- 1 Mesopleura with mesepisterum shining, scarcely punctured 2
- Mesopleura dull with dense surface sculpture on mesepisterum between the punctures. Black with 4 middle abdominal segments red: white on clypeus, each side of labrum, inner orbits, temples, pronotum, tegula, scutellum and

¹ The following are synonyms of *T. auriculata*: *Tenthredo sachalinensis* Matsumura, 1911, **syn. n.** *Tenthredopsis camtschatcali* Enslin, 1927, **syn. n.**

metanotum. Wings subhyaline; venation black except for base of stigma, C and Sc of fore wing, which are white. 9-11 mm. S. and S. E. EUROPE

floricola Costa

- 2 (1) Head with occipital carina well developed from gena to vertex 3
 - Head with occipital carina obsolescent laterally behind eyes.

Head and thorax black with white on labrum, inner orbits, temples, pronotum, tegula, scutellum; abdomen fulvous except for 1st tergite and sawsheath. Wings subhyaline and venation black except for base of stigma, C and Sc of fore wing. 9-11 mm. TURKEY *guichardi* sp. n.

- 3 (2) Claws sub-bifid. Anal cell of fore wing normal 4
 - Inner tooth of claws smaller than end tooth and very short on front and middle legs. Anal cell of fore wing with cross-vein missing (? abnormal specimen).

Black species with the following parts white: labrum, sides of clypeus, inner orbits, temples, edge of pronotum, tegulae, femora (except for inner stripe) and tibiae (except for inner stripe of hind pair) and yellowish white lateral stripe from 2nd to 7th tergites of abdomen. 8 mm. TURKEY. ♀ only

harveyi sp. n.

- 4 (3) Antenna shorter than costa of fore wing in ♀ and about as long as costa in ♂. With 8th segment \times 2-2.5 times as long as broad. ♀ wings slightly flavescent with venation yellowish white to brown. Black with the following parts yellow: labrum, sides of clypeus, fleck on inner orbits, fleck on temple, underside of antenna, edge of pronotum, tegula, scutellum, tergites 3-6 of abdomen (except for mid-dorsal stripe) and most of legs. ♂ as ♀ except that the middle segments of the abdomen are buff with a black mid-dorsal band and a ventral lateral band each side. 9-11 mm. C. and N. EUROPE *stigma* (Fallén)

- Antenna as long as costa in ♀ and costa + stigma in ♂, with 8th segment \times 2.5-3 times as long as broad. Wings subhyaline or slightly infusate, with venation mainly black or brown. 6.5-11 mm.

This complex of colour-forms more or less segregated into local races but with every intergradation have heretofore been treated as divisible into numerous species. Basically the ♀ colour pattern is black with the following parts white: labrum, \pm clypeus, fleck on inner orbits and temples, underside of antenna, edge of pronotum, tegula and middle of scutellum. Abdominal segments 3-6 are reddish yellow apart from a \pm developed mid-dorsal line and a longitudinal lateral ventral stripe each side. The femora, tibiae and tarsi are also mainly reddish yellow.

In the paler forms the extent of white increases and the head can be almost entirely white apart from the frontal area, the posterior orbits, the postgenae and occiput; on the thorax the pronotum can become entirely white and white flecks can develop on the mesonotal lobes and mesopleura; on the abdomen yellowish white and then white flecks appear first on the sides of the first tergite and then yellow progressively entirely replaces the reddish yellow colour of the abdomen (f. *albata* Konow, Caucasus). In some forms the basic reddish brown is replaced by white and the black mid-dorsal line extends along the apical margins of the tergite (f. *hungarica* Klug and *lactiflua* Klug, C. and S.E. EUROPE). In f. *corcyrensis* André S. and S.E. EUROPE, the basic pattern is altered by the labrum, clypeus, scutellum and \pm legs becoming entirely black, with, at the same time, the disappearance of the mid-dorsal and lateral ventral abdominal lines. The basic ♂ pattern is as that described above for *stigma*. EUROPE and E. MEDITERRANEAN

tesselata (Klug)²

² Synonyms of *T. tessalata*: *Tenthredo hungarica* Klug, **syn. n.** *T. lactiflua* Klug, **syn. n.** *Perineura excisa* Thomson, **syn. n.** *Tenthredopsis corcyrensis* André, **syn. n.** *T. albata* Konow, **syn. n.**

KEY TO *ALBONOTATA*-GROUP MALES AND FEMALES

- 1 Eyes only slightly converge in front where they are much further apart than the length of an eye. Malar space at least about as long as the diameter of front ocellus 2
- Eyes so strongly converging in front that they are closer together here than the length of an eye. Malar space correspondingly short, about one-third as long as diameter of front ocellus.
Only ♂ is known and this is a mainly black species with white labrum, mandibles and reddish legs, and antenna white-ringed from 7th segment (8th and 9th segments missing in unique type). Head strongly narrowed behind the eyes and mesopleura dull with dense surface sculpture. 9.5 mm.
ISRAEL *convergens* Benson
- 2 (1) Mesopleura dull with dense surface sculpture. Hind tarsus not white on apical segments. Abdomen with or without white flecks on 1st tergite 3
- Mesopleura shining and sparsely punctured. Hind tarsus with 3rd to 5th segments \pm white. Antenna with or without a white ring covering \pm 6th and following segments.
Black with red banded abdomen and white labrum, scutellum and fleck each side of 1st tergite. 9-11 mm. S.E. EUROPE and E. MEDITERRANEAN
albopunctata (Tischbein)³
- 3 (2) Antenna ringed with white or yellowish white on 6th and \pm some of the following segments: Pronotum, tegula and 1st tergite entirely black. Otherwise black with red-banded abdomen and white labrum and scutellum. 9-11 mm. C., S. and S.E. EUROPE and E. MEDITERRANEAN *annuligera* (Tischbein)⁴
- Antenna brown or black, \pm pale below, but not ringed with white or yellowish white. Edge of pronotum and often tegula entirely white, and there is an opaque white fleck each side of the 1st tergite. Otherwise coloured as in the preceding species except that in the red band of the abdomen is \pm suffused over or obsolete. 9-10 mm. S.E. EUROPE and E. MEDITERRANEAN
 $\text{\textcircled{f}}$ *albonotata* (Brullé)

KEY TO *TARSATA*-GROUP MALES AND FEMALES

- 1 Smaller (8-9 mm.) with head strongly contracted behind eyes in dorsal view. Mesopleura scarcely punctate but with fine surface sculpture. S.E. ASIA (BURMA and FORMOSA) 2
- Larger (10-12 mm.) with head parallel-sided in dorsal view. Mesopleura dull with dense surface sculpture between coarse punctures. (Black with 4 middle abdominal segments red in ♀, and scutellum white-marked; ♂ with the middle abdominal segments \pm infuscate as in scutellum.) C. and S.E. EUROPE
 $\text{\textcircled{f}}$ *tarsata* (Konow)
- 2 (1) Lateral ridge to frontal area of head continuous with antennal crests. Antenna not white-ringed and scutellum not marked with white. Two colour phases described originally as subspecies: mainly brown and mainly black. BURMA-YUNNAN frontier *birmanica* (Malaise)⁵

³ Synonyms of *T. albopunctata*: *Tenthredo benthini* Rudow, **syn. n.** *Tenthredo balcana* Mocsáry, **syn. n.** *Tenthredopsis casia* Konow, **syn. n.** *T. quadrannulata* Konow, **syn. n.** *T. triforis* Konow, **syn. n.**

⁴ Synonyms of *T. annuligera*: *Tenthredo tischbeini* Frivaldskii, **syn. n.** **Tenthredopsis andrei* Konow, **syn. n.** **T. pisinna* Konow, **syn. n.**

⁵ Synonym of *T. birmanica*: *Thomsonia birmanica nigrorufa* Malaise, **syn. n.**

- Lateral ridge to frontal area of head and antennal crests notched medially. Antenna often \pm white-ringed from 6th and following segments, and scutellum usually white-marked. S.E. ASIA (BURMA and FORMOSA)

insularis Takeuchi⁶

KEY TO *FESTIVA*-GROUP MALES AND FEMALES

In the B.M. (N.H.) there is a ♀ unnamed N. American species of this group of *Tenthredopsis*. It was sent to the Museum by Norton in 1865 as a representative of his recently described *Allantus piceocinctus* but it is not even congeneric with the type of that species. It was collected at Farrington, Connecticut. The genus is not now recognized in N. America, though larvae are recorded by Maxwell, 1955 : 93.

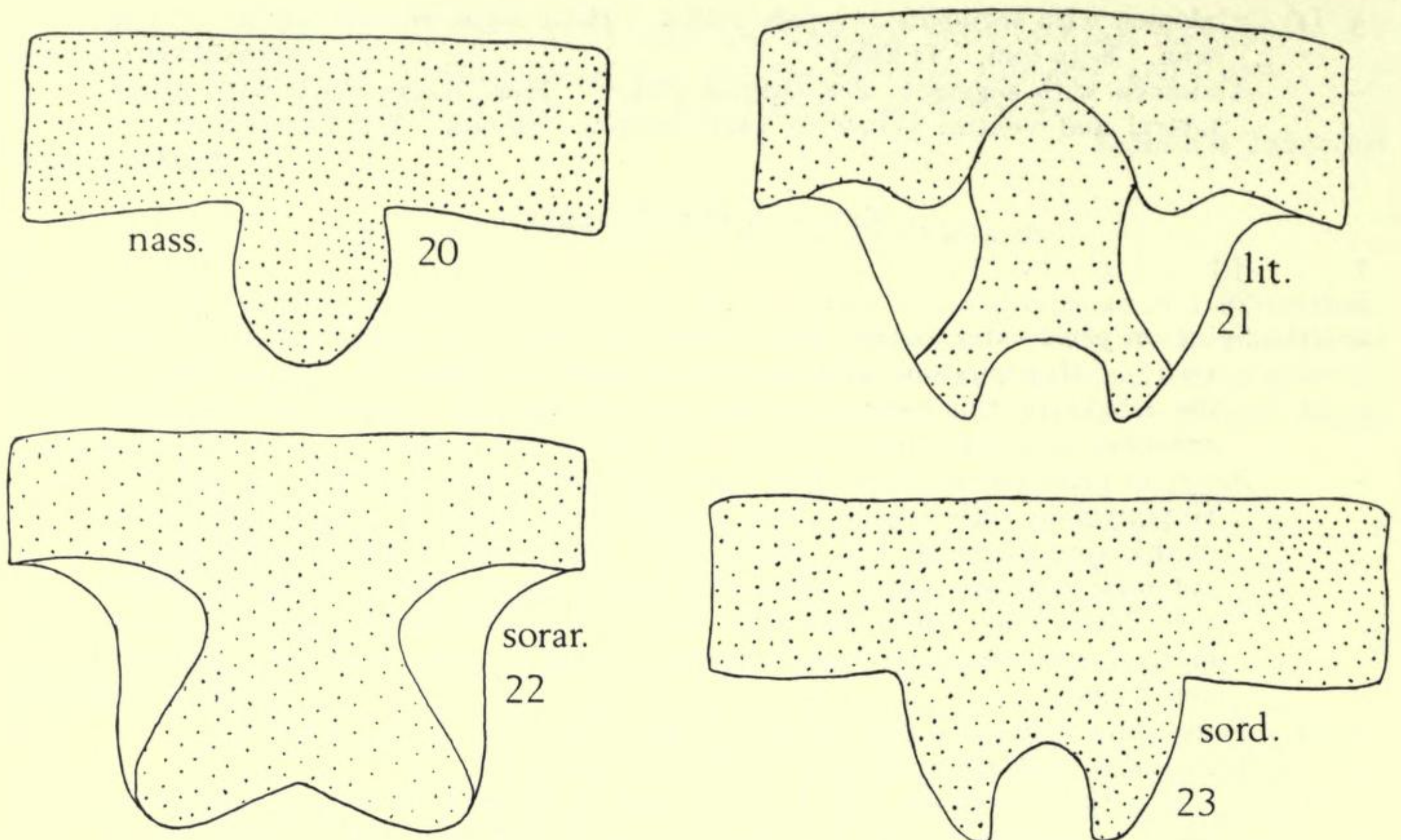
- 1 Green species with black markings, and *either* occipital carina obsolescent laterally, *or* inner tooth of claw diverging from end tooth and slimmer than it 2
- Brown or red and black species. Occipital carina well-developed along whole hind margin of head, and inner tooth of claw parallel to end tooth and equal to it in girth 3
- 2 (1) Occipital carina obsolescent behind eyes. Malar space (♀) \times 2 diameter of front ocellus. Claws with inner tooth parallel to end tooth and equal to it in girth. Pulvillus on hind basitarsus only about half as long as apical breadth of basitarsus. Green with black fleck on frontal and postocellar regions of head, on each of the mesonotal lobes and in the middle of each tergite so as to form a medial abdominal row. Stigma entirely green. 8.5 mm. TRANSCAUCASIA *viridis* Zhelochovtsev
- Occipital carina well developed along whole hind margin of head. Malar space (♀) about \times 1.5 diameter of front ocellus. Claws with inner tooth diverging from end tooth and slimmer (♀) or shorter (♂) than it. Pulvillus on hind basitarsus about as long as apical breadth of hind basitarsus. Green with black markings on head, mesonotum, mesosternum, middle dorsal line and two lateral ventral lines on abdomen. Stigma dark with green base. 9-10 mm. TRANSCAUCASIA *ornatrix* Konow
- 3 (1) Anal cell of fore wing with cross-vein suberect and nearer base than apex of cell. Claws sub-bifid. Abdomen banded yellow or red, and with a pair of ventral dark stripes 4
- Anal cell of fore wing with cross-vein oblique and near middle of cell. Claws with inner tooth shorter than end tooth. Black with white markings on head, thorax and margins of abdominal segments. Unique ♀. 7 mm. (? abnormal dwarf) has asymmetric supernumerary cross-veins. TRANSCAUCASIA *nigrescens* Konow
- 4 (3) Head with clypeus, inner orbits, temporal spot and thorax with edge of pronotum and fleck on mesonotum white. Inner hind tibial spur about half as long as basitarsus 5
- Head with clypeus black and thorax (apart from tegula and \pm mesoscutellum) entirely black. Inner hind tibial spur only about two-fifths as long as basitarsus. Abdomen with yellow band covering segments 3-9. Legs yellow with infuscate coxae and hind tarsus. ♂ not seen. 7.5 mm. TRANSCAUCASIA and TURKEY *nigella* Konow

⁶ Various colour forms of this species were originally described as sympatric subspecies on the Burma-Yunnan frontier and together with another from Formosa are synonyms of *insularis* Takeuchi: *Thomsonia insularis brunnescens* Malaise, **syn. n.** *T. insularis continentalis* Malaise, **syn. n.** *T. insularis deannulata* Malaise, **syn. n.** *T. insularis fuscicornis* Malaise, **syn. n.** *T. insularis ruficornis* Malaise, **syn. n.** (Formosa).

- 5 (4) Abdomen with segments 2-6 pale yellow. Hind coxae entirely black. ♂ not seen. 8-10 mm. TURKEY **straminata** Konow
 - Abdomen with segments 2-8 reddish yellow. Hind coxae black with broad lateral and ventral yellowish white stripes. 10 mm. TRANSCAUCASIA
festiva Konow

KEY TO *NASSATA*-GROUP

- 1 ♂♂ 2
 - ♀♀ 5
- 2 (1) Spine on penis-valve shorter than inner hind tibial spur (Text-figs. 11-13 and 15-17). Hypopygium with at most a small emargination, not as wide as the length of this spur (Text-figs. 20, 22 and 23). Colour variable but antennae are always fuscous above and pale brown below 3
 - Spine on penis-valve longer than inner hind tibial spur (Text-figs. 14 and 18). Hypopygium with a wide apical emargination about as wide as the length of this spur (Text-fig. 21). Head white below and on orbits, black above; antennae reddish yellow below and brown above; thorax yellowish white with black and yellow markings above; abdomen mainly reddish yellow marked with black on basal tergites. Large species 10-12 mm. EUROPE and TURKEY ♂ **litterata** (Geoffroy)
- 3 (2) Penis-valve with spine attached before apex (Text-figs. 11, 12, 15 and 16) 4
 - Penis-valve with spine at apex (Text-figs. 13 and 17).
 ♂ without external vein to hind wing is thought by some to represent the ♂ of another species known as *coquebertii* but their exact significance is unknown. 7-11 mm. EUROPE, TURKEY and SIBERIA to JAPAN ♂ **nassata** (L.)
- 4 (3) Spines set close together on penis-valve and much shorter than apical breadth of hind tibia (Text-figs. 11 and 16). Straw-coloured species with black markings on head, thorax and abdomen. 8-10 mm. EUROPE ♂ **sordida** (Kl.)
 - Spines set about half their own length apart on penis-valve and about as long as apical breadth of hind tibia (Text-figs. 12 and 15). Black species with yellowish white markings on face, orbits and thorax. 11 mm. TRANSCAUCASIA ♂ **sororia** Konow
- 5 (1) Medial projection to hypopygium greatly enlarged so it is longer and broader at base than length of an inner middle tibial spur (Text-figs. 21 and 22) 6
 - Medial projection to hypopygium much shorter and narrower than length of inner middle tibial spur 7
- 6 (5) Projection to hypopygium narrowed behind, where it is narrower than the length of an inner middle hind tibial spur, and at its apex it is sharply excised (Text-fig. 21). Malar space almost equal to inter-antennal line and diameter of front ocellus. Pulvillus on basitarsus about as long as basal breadth of basitarsus and almost as long as pulvillus on succeeding tarsomere. 11-13 mm. ♀ **litterata** (Geoffroy)
 - Projection to hypopygium scarcely narrowed behind where it is as wide as the length of an inner middle hind tibial spur, and at its apex it is broadly and slightly emarginate (Text-fig. 22). Malar space only about two-thirds of inter-antennal line and equal to diameter of front ocellus. Pulvillus on hind basitarsus about two-thirds of basal breadth of basitarsus and two-thirds of length of pulvillus on succeeding tarsomere. 12 mm. ♀ **sororia** Konow
- 7 (5) Straw-coloured species marked with brown and black. Projection to hypopygium deeply excised apically (Text-fig. 23). 9-11 mm. ♀ **sordida** (Klug)
 - Very variable in colour from yellowish white, to brown, or red and more or less marked with black and white, to almost entirely black. Projection to hypopygium at most emarginate at an extreme apex (Text-fig. 20). 9-12 mm.
♀ **nassata** (L.)



FIGS. 20-23. *Tenthredopsis hypopygia*: 20, *nassata*; 21, *litterata*; 22, *soraria*; and 23, *sordida*.

[*Tenthredopsis floricola* A. Costa

TURKEY: Istanbul (2-3). 2 ♀.

S. and S.E. EUROPE].

**Tenthredopsis guichardi* sp. n.

♀. Head and thorax black with the following parts creamy white: labrum, ± clypeus, inner orbits, fleck behind eyes on lateral hind margin of head above, underside of flagellum, hind margin of pronotum, tegula, scutellum and fleck in middle of its post-tergite, metascutellum, small fleck on front and middle coxae and large fleck on side of hind coxa. Legs yellow except for most of coxae, trochanters and extreme base of front and middle and most of hind femora, which are black. Wings subhyaline; stigma with basal half white and apical black; costa and subcosta yellow; rest of venation piceous except at extreme base of wing. Abdomen yellowish brown, except for the mainly black 1st, ± middle of 2nd and 9th tergites, and saw-sheath. Length: 10-11 mm.

Head shining, with obsolescent punctation. Clypeus medially emarginate in front to depth of nearly one-third of its total length. Malar space nearly as long as diameter of front ocellus. Antenna about $\times 2$ as long as width of head behind the eyes. Frontal area with raised lateral margins fused with antennal crests and with a deep median groove from the front ocellus to the interantennal region. Carina on hind margin of head obsolete laterally behind the eyes so that genal carina below is separated from the occipital carina above. Distance between hind ocelli less than distance of an ocellus from occipital carina as 1.0 : 1.7, and less than distance of an ocellus to margin of eye as 1.0 : 1.9.

Thorax normal with underthorax and mesonotum, apart from front half of front lobes, almost impunctate except in the sunken lateral areas of the latter which are rugose and the

scutellum which is opaque with a line of regular punctures separating the post-tergite which is \pm alutaceous.

Legs normal; inner hind tibial spur about half as long as basitarsus.

Wings normal.

Abdomen with fine surface alutaceous sculpture above. Hypopygium and saw as in *T. stigma*.

Pubescence over head and thorax pale and shorter than diameter of ocellus.

σ as in ♀ but thorax including tegular entirely black and white on inner orbits and temples is much reduced. Pubescence on head infusate. Distance between hind ocelli less than distance between ocellus and occipital carina as 1.0 : 1.3, and as distance between ocellus and eye margin as 1.0 : 1.7. Hind wings with marginal vein. Genitalia much as in *T. stigma* Klug (Text-figs. 10 and 19).

Length: 9–10.5 mm.

Holotype ♀ . TURKEY: Ankara, Kubuk, 830 m., 22.v.1960 (Guichard & Harvey). B.M. (N.H.).

Paratypes. Same locality, 3 σ , 5 ♀ , 21–22.v.1960 (Guichard & Harvey); TURKEY: Erzurum, 20 m. from Ispir on Ikizdere Road, 1,700 m., 1 ♀ , 2.vi.1962 (Guichard & Harvey). B.M. (N.H.).

**Tenthredopsis harveyi* sp. n.

♀ . Black with the following parts white to yellowish white: palps, mandible bases, labrum, clypeus (except middle third), underside of antenna, spot on gena, inner orbits and spot behind temple, edge of pronotum, tegula, legs (except coxae, trochanters, spot on inner base of front femur, line on inner side of middle femur, and inner side of hind femur and tibia, most of hind tarsus), lateral each side of abdomen covering one-fourth of the width of tergites 2–7, a lateral fleck each side of middle of 1st tergite and \pm narrow apical margins of succeeding tergites and sternites.

Wings hyaline with costa and subcosta and base of stigma white, rest of venation piceous. Length 8.5 mm.

Head shining, with obsolescent punctation. Clypeus medially emarginate in front to depth of nearly one-third of its total length. Malar space slightly longer than diameter of front ocellus. Antenna more than $\times 2$ as long as width of head behind eyes. Frontal area slightly convex above but with a deep round concavity above the interantennal area. Occipital carina clearly defined throughout. Hind ocelli further apart than from occipital carina as 1.0 : 1.4 and from margin of eye as 1.0 : 1.9.

Thorax shining but with definite punctures dense on front of mesonotum, sparse on lateral lobes, scutellum, episternum and sternum of thorax, but the depressed lateral areas of the mesonotum as well as the mesepimeron and metapleura are dull and regulose. Legs normal with inner spur of hind tibia about half as long as basitarsus, but the inner tooth of the claw is not as long as the end tooth on the hind legs and on the front and middle legs is only about half as long as end tooth.

Wings with the cross-vein to the anal cell missing in the fore wings but this may be an individual abnormality.

Abdomen finely alutaceous above, hypopygium and saw normal (as in *T. stigma*).

Pubescence pale on head and thorax and up to as long as diameter of an ocellus.

Holotype ♀ . TURKEY: Bolu, Ala Dagi, 2,000 m., Kartal Kaya Tepe, 15.vii.1962 (Guichard & Harvey). B.M. (N.H.).

***Tenthredopsis tesselata* (Klug)**

TURKEY, N.W., W., N. to E.: Widespread from Istanbul (3); Bursa (4); Samsun (5 and 6); Erzurum (6). Up to 1,700 m. 52 ♂, 59 ♀, iv-vi, in many colour forms including f. *albata*, Konow, f. *excisa* Thomson and f. *corcyrensis* André.

N. IRAN: Elburz Mts., 2,000 m. (*G. Heinrich*).

All EUROPE and TURKEY to N. IRAN.

†***Tenthredopsis convergens* Benson, 1954**

ISRAEL.

***Tenthredopsis albopunctata* (Tischbein)**

TURKEY, N.W., W., S.W., S., C., N.: Istanbul (2); Bursa (4 and 9); Mugla (10); Antalya (10); Samsun (24); Amasya (2, 5, 6, 7 and 13); Corum (2); up to 1,000 m. (near Merzifon in Amasya on 3.vi.59), 17.iv to 6.vi.1959-62 and 20.vii.59 (near sea level at Samsun ? 2nd brood). Forms with and without white-ringed antennae or tarsi occurred together. 20 ♂, 2 ♀.

S.E. EUROPE (Yugoslavia, Bulgaria, Greece and Turkey) and ASIA MINOR.

***Tenthredopsis annuligera* (Tischbein)**

TURKEY, C.: Amasya (1 and 6). 1 ♂, 6 ♀.

C., S. and S.E. EUROPE (France, Germany, Czechoslovakia, Yugoslavia, Corfu, Russia) and TURKEY.

***Tenthredopsis albonata* (Brullé)**

S.E. EUROPE (Greece and Turkey) and E. MEDITERRANEAN (Syria, Lebanon and Israel).

***Tenthredopsis viridis* Zhelochovtsev, 1941**

TRANSCAUCASIA.

†***Tenthredopsis ornatrix* Konow**

TRANSCAUCASIA.

†***Tenthredopsis nigrescens* Konow**

TURKEY (W.): Usak, Bulgaz Dag, Namrun, 1,400-1,600 m., 1 ♀, 9-16.vi.1965 (Gembloux Coll. Belgium), and TRANSCAUCASIA.

†***Tenthredopsis nigella* Konow**

TRANSCAUCASIA, TURKEY.

†*Tenthredopsis straminata* Konow

S. TURKEY (Taurus Mountains).

†*Tenthredopsis festiva* Konow

TRANSCAUCASIA.

Tenthredopsis litterata (Geoffroy)TURKEY, N.W., C. and E.: Istanbul (3); Amasya (3 and 7) and Erzurum (6).
4 ♂, 2 ♀.

All EUROPE and TURKEY.

†*Tenthredopsis sororia* Konow

TRANSCAUCASIA.

Tenthredopsis nassata (L.)TURKEY (C. and N.E.): Ankara (39); Cankiri, Isik Dag, 1,200 m., 1 ♀, 25.vi.1966
(Demelt Coll.); Amasya (3, 13); Trabzon (15).

EUROPE, ASIA MINOR, SIBERIA to JAPAN.

TENTHREDINIDINI

RHOOGASTER Konow*Rhogogaster* was revised by Benson, 1965.*†*Rhogogaster genistae* Benson

TURKEY, C.: Amasya (7). 1 ♂, 2 ♀.

Also EUROPE, N. AFRICA.

Rhogogaster picta (Klug)TURKEY, N.W., W., C., N.E. and E.: Istanbul (3); Bilecik (1 and 2); Konya (3);
Amasya (7 and 13); Giresun (3); Erzurum (4). 10 ♂, 14 ♀.

Also EUROPE and TURKEY.

*†*Rhogogaster dryas* (Benson)

TURKEY, C.: Amasya (5 and 18). 4 ♀.

EUROPE and TURKEY.

***Rhogogaster punctulata* (Klug)**

TURKEY, N.E.: Trabzon (4 and 15); Artvin (4). 1,246–1,800 m. 5 ♀.

These specimens seem to be racially distinct from the normal European form in the complete lack of the lateral row of black spots each side of the abdomen. This form has also occurred as a rare aberration in Finland.

EUROPE and TURKEY.

***†*Rhogogaster naias* Benson, 1965**

TURKEY, E.: Gumusane (5). 11 ♂, 12 ♀.

Type series.

***Rhogogaster viridis* (L.)**

TURKEY, C., N.E. and E.: Ankara (12); Amasya (13); Trabzon (3); Rize (8); Artvin (3); Erzurum (10). From sea level up to 2,600 m., 3 ♂, 7 ♀. Holarctic species.

***†*Rhogogaster chlorosoma* (Benson)**

TURKEY, N.W., C., N.E. and E.: Istanbul (9); Ankara (15, 35 and 41); Tokat (1); Konya (3); Giresun (3); Erzurum (6). From sea level up to 1,400 m., 1 ♂, 23 ♀.

EUROPE, TURKEY and SIBERIA.

***Rhogogaster auctor* Weiffenbach, 1967**

TURKEY: Nigde, Ciftehan, vi. 1965 and Ankara, Kizilkahaman, v. 1965 (Demelt Coll.).

TENTHREDO L.

Keys to the palaeartic species of the *bifasciata*-, *zonula*-, *scrophulariae*- and *arcuata*-groups, (as well as the species now segregated as *Elinora* and *Cuneala*) were given by Enslin, 1910, and to the *olivacea-mesomelas*-, *cyanatra-atra*- and *maculata-temula*-groups by Enslin, 1920.

KEY TO SPECIES-GROUPS

- | | | |
|-------|--|---|
| 1 | Antennal crests, over antennal sockets, reach further forward (in dorsal view) than the level of the front of the eyes, and in the <i>olivacea-mesomelas</i> group, the crests are separated from the sides of the frontal area by a deep excision; the area between the crests is more than half as deep as the distance between them. Flagellum of antenna more than $\times 1\frac{1}{2}$ the width of the head behind the eyes | 2 |
| – | Antennal crests confluent with the sides of frontal area, and not reaching forward further than the level of the front of the eyes and/or the area between them is not half as deep as the width between them | 3 |
| 2 (1) | Mostly green or green and black species but some partly yellow or brown, with antennal crests separated behind from the sides of the frontal area by a deep excision | <i>olivacea-mesomelas</i>-group (p. 167) |

- Species variously coloured, often with black, red, brown or yellow but some with green, antennal crests behind confluent with sides of frontal area
cyanata-atra-group (p. 167)
- 3 (1) Head strongly swollen behind eyes and, together with thorax, entirely black (except at most for small yellow flecks on edge of pronotum). Wings infusate on at least apex of front pair (W. PALAEARCTIC) *bifasciata*-group (p. 169)
- Head not strongly swollen behind eyes, or head and thorax more richly marked with yellow. Wings \pm hyaline or with infusate patches 4
- 4 (3) Head with temples shining and at most sparsely punctured, and occipital carina obsolete behind post-ocellar region. Antenna less than twice as long as breadth of head behind eyes. Male hind tarsal claws without acute basal lobe *zonula*-group (p. 170)
- Head dull with strong punctation above or occipital carina well developed along whole of hind margin of head or including the post-ocellar region. Antenna long or short. Male hind tarsal claw with or without acute basal lobe 5
- 5 (4) Wings hyaline in fresh specimens and antenna short (penultimate segment less than $\times 1\frac{1}{2}$ as long as broad). Stigma mostly pale. Claws usually with a basal lobe \pm developed. (HOLARCTIC) *arcuata*-group (p. 176)
- Wings strongly flavescent, or infusate, at least partly. Antenna often elongate (penultimate segment at least $\times 1\frac{1}{2}$ as long as broad). Stigma often dark. Claws often without basal lobe 6
- 6 (5) Fore wings evenly \pm infusate. Stigma black. Abdomen with metallic lustre. Mesosternum each side and mesoscutellum with tooth-like projection. Antenna often with penultimate segment less than $\times 1\frac{1}{2}$ as long as broad. (ORIENTAL) *opposita*-group
- Fore wings subhyaline, flavescent or with infusate patches. Stigma often pale. Abdomen not metallic. Mesosternum and often mesoscutellum without tooth-like projection. Antenna with penultimate segment at least $\times 1\frac{1}{2}$ as long as broad 7
- 7 (6) Wings flavescent, or fore wing with infusate apex or front margin. Stigma pale. (HOLARCTIC) *vespiformis-scrophulariae*-group (p. 175)
- Wings hyaline or stigma dark. (PALAEARCTIC) *maculata-temula*-group (p. 173)
finschi and *japonica*

The *OLIVACEA-MESOMELAS*-group*Tenthredo mesomelas* L.

TURKEY, N., N.E. and E.: Bolu (1); Zonguldak (1); Trabzon (3, 4, 15 and 16); Gumusane (7 and 8). 700-2,600 m. 13 ♂, 28 ♀.

EUROPE, TURKEY, TRANSCAUCASIA and SIBERIA.

The *CYANATA-ATRA*-group*Tenthredo atra duplicata* (Enslin)

This race differs from the typical race in always having white on the genae and each side of the 1st tergite.

TURKEY, E.: Trabzon (3). 2 ♂, 2 ♀; Trabzon (15). 5 ♀; Artvin (4). 1 ♀.

EUROPE and TRANSCAUCASIA.

The species occurs throughout EUROPE to E. SIBERIA.

Tenthredo mandibularis F.

C. EUROPE and TRANSCAUCASIA.

Tenthredo araxana Mocsáry

TRANSCAUCASIA.

Tenthredo caligator Eversmann

TURKEY, N.E.: Trabzon (15-16). 40 ♂, 59 ♀.

TURKEY and TRANSCAUCASIA.

Tenthredo albopicta Puls

TURKEY, N.E.: Trabzon (15-16). 1 ♂.

TURKEY and TRANSCAUCASIA.

Tenthredo discophora Konow

TURKEY, N., N.E. and E.: Bolu (1); Gumusane (7 and 11); Trabzon (14, 15, 16 and 17); Rize (8). 1,400 to 2,500 m. 22 ♂, 51 ♀, 27.v-14.vii.

TURKEY and TRANSCAUCASIA.

Tenthredo purpurea Puls

TURKEY, N.E.: Trabzon (15-16). 3 ♂, 4 ♀.

TURKEY and TRANSCAUCASIA.

Tenthredo livida L.

TURKEY, N.: Zonguldak (1). 1 ♀.

EUROPE, TURKEY, TRANSCAUCASIA and SIBERIA.

Tenthredo colon Klug

TURKEY, W. and N.E.: Kutahya (9); Trabzon (14 and 15). 3 ♂, 3 ♀.

EUROPE, TURKEY, TRANSCAUCASIA and N. ASIA to KAMTCHATKA.

Tenthredo balteata Klug

TURKEY, N.E.: Trabzon (15); Rize (8). 2 ♀. Not previously recorded outside EUROPE.

Tenthredo solitaria Scopoli

C. and S. EUROPE and TRANSCAUCASIA.

Tenthredo ferruginea Schrank

TURKEY, N.E.: Trabzon (15); Rize (8). 1 ♂, 1 ♀.

EUROPE, TURKEY, TRANSCAUCASIA, SIBERIA to JAPAN.

Tenthredo luteipennis Eversmann

TURKEY: Trabzon (13). 1 ♂; (14, 15). 17 ♂, 26 ♀.

TURKEY, and CAUCASUS and PAMIRS up to 3,400 m.

The *BIFASCIATA*-group

This group consists of those species with \pm infusate wings, and head, greatly swollen behind the eyes, together with the thorax entirely black (except at most for small lateral yellow fleck on pronotum). Abdomen black with sometimes one or more tergites flecked or banded with yellow but very variable in colour pattern as are the wings.

KEY TO MALES AND FEMALES

- | | | |
|---|---|----------------------------|
| 1 | Mesoscutellum shining, almost impunctate | 2 |
| - | Mesoscutellum at least partly dull with dense punctures or surface sculpture | 3 |
| 2 | (1) Pubescence on head and thorax silvery, not infusate. 11-13 mm. ♂ not seen. S.E. EUROPE and E. MEDITERRANEAN | <i>kiefferi</i> (Konow) |
| - | Pubescence on head and mesonotum infusate. 11-13 mm. C. and S. EUROPE, E. MEDITERRANEAN to IRAN | <i>costata</i> Klug |
| 3 | (1) Mesoscutellum entirely dull with dense surface sculpture between punctures. Pubescence on head and mesonotum fuscous | 4 |
| - | Mesoscutellum with some shining areas anteriorly between the punctures | 5 |
| 4 | (3) Abdomen black except at most for \pm yellow tergite, and occasionally also with yellow flecks on 2nd and 4th, but ♂ often entirely black. Legs entirely black. Inner hind tibial spur more than half length of basitarsus. Wings usually entirely fuscous in ♂, but in ♀ often flavous basally. 11-15 mm. C. EUROPEAN ALPS and E. MEDITERRANEAN | <i>caucasica</i> Eversmann |
| - | Abdomen with 3rd to 7th tergites (♀) or 3rd and 4th (♂) margined apically with yellow and legs with yellow tibiae and tarsomeres, flecked with brown at their apices. Inner hind tibia scarcely half as long as basitarsus. Wings of ♀ flavous \pm infusate apically. 12-14 mm. C. EUROPEAN ALPS | <i>stecki</i> (Konow) |
| 5 | (3) Abdomen or legs \pm marked with yellow. Inner hind tibial spur longer than apical width of tibia. Wings sometimes \pm flavous | 6 |
| - | Entirely black species with strongly infusate wings. Inner hind tibial spur about as long as apical width of tibia. 13-14 mm. E. MEDITERRANEAN | <i>violascens</i> (Konow) |
| 6 | (5) Abdomen with 1st tergite black. Scutellum strongly convex, gibbous | 7 |
| - | Abdomen with 1st, 3rd, 4th and sometimes 2nd, 5th and 6th tergites flecked or margined apically with yellow, as also is often the pronotum; otherwise black, except for paler tibiae and tarsi. Mesoscutellum only slightly convex in middle. 12-15 mm. ♂ not seen. TURKESTAN | <i>bractea</i> Enslin |
| 7 | (6) Fore wings fuscous throughout and either stigma dark brown or pubescence on head and thorax partly fuscous | 8 |

- Fore wings flavous basally with infusate apices and yellow stigma. Pubescence on head and thorax silvery. 10-12 mm. EUROPE and SIBERIA *rossii* (Panzer)
- 8 (7) Stigma and costa of fore wing yellow or brown. 12-14 mm. C. and S. EUROPE
bifasciata Müller
- Sigma and costa of fore wing infusate. (? subspecies of preceding). 11-13 mm.
♂ not seen. E. MEDITERRANEAN *diversipes* Mocsáry

Tenthredo kiefferi (Konow)

TURKEY, S.W., S. and C.: Aydin (2); Antalya (5 and 14); Mersin (7, 12 and 14); Ankara (12, 14, 15, 21, 35 and 37); Corum (2); Amasya (2, 3 and 7); Kayseri (3 and 4); Sivas (3). Up to 1,600 m. in Mersin. 69 ♂, 93 ♀.

S.E. EUROPE, LEBANON, ISRAEL and TURKEY.

Tenthredo costata Klug

TURKEY, C., N.E. and E.: Nigde (5); Ankara (15); Amasya (7); Sivas (3); Giresun (3); Artvin (2); Erzurum (4 and 6). 700-1,700 m., 2 ♂, 11 ♀.

C. and S. EUROPE, TURKEY and IRAN.

Tenthredo caucasica Eversmann

TURKEY, N.E. and E.: Trabzon (3, 14, 15 and 16); Gumusane (10); Erzurum (6). 1,400-2,000 m., 33 ♂, 60 ♀.

EUROPEAN ALPS (France and Switzerland), TURKEY and TRANSCAUCASIA.

Tenthredo violascens (Konow)

TURKEY, E.: Erzurum (6). 13 ♀.

Also TRANSCAUCASIA.

Tenthredo diversipes Mocsáry

SYRIA, LEBANON and ISRAEL.

The ZONULA-group

KEY TO MALES AND FEMALES

- 1 Flagellum of antenna mainly black. Head scarcely swollen behind eyes or ± punctate above. Wings subhyaline; stigma infusate apically 2
- Flagellum of antenna mainly yellow. Head strongly swollen behind eyes and impunctate above. Wings yellowish throughout; stigma yellow with brown apex.
Occipital carina continues only up to level with top of eyes, being obsolete behind temples. S.E. EUROPE and E. MEDITERRANEAN *flavipennis* Brullé
- 2 (1) Tongue long (prelabium longer than greatest measure of eye). Occipital carina obsolete behind upper half of eyes, temples and postocellar region. Frontal area densely punctate. Clypeus excised to only about one-third of its total length. Abdomen with 1st tergite black, but with whole of 4th and 5th segments yellow above and often 3rd and 6th laterally 3

- Tongue normal (prelabium shorter than greatest measure of eye). Occipital carina defined along whole hind margin of head except behind postocellar region. Frontal area sometimes shining with sparse punctures. Clypeus excised to more than one-half its total length. Abdomen with \pm 1st, whole of 5th, sometimes 4th and apices of some of the following tergites yellow 4
- 3 (2) Frontal area deeply concave in the middle to a depth and size much greater than that of an inverted ocellus. Antenna with 1st segment yellow. S.E. EUROPE and E. MEDITERRANEAN *dialeuca* (Konow)
- Frontal area not concave in the middle to a depth as great as an inverted ocellus. Antenna entirely black. C. and S. EUROPE and E. MEDITERRANEAN to IRAN *frauenfeldi* Giraud
- 4 (2) Mesopleura above dull with dense surface sculpture 5
- Mesopleura above shining between the follicles of dense pubescence 6
- 5 (4) 1st antennal segment and tegula mainly yellow. Frons densely punctured and lower inner orbits dull with dense surface sculpture. C. and S. EUROPE and N. AFRICA *distinguenda* (R. v. Stein)
- 1st antennal segment entirely, and tegula mainly, black. Frons sparsely punctured and lower inner orbits shining between surface sculpture. E. MEDITERRANEAN *hyrcana* sp. n. (p. 172)
- 6 (4) Hind femur tipped with black at apex only. Antenna with one or two basal segments mostly yellow. Hind tibia and tarsus of ♀ marked with black or dark brown. C. and S. EUROPE, N. AFRICA and E. MEDITERRANEAN *zonula* Klug
- Hind femur with most of inner side black. Antenna entirely black. Hind tibia and tarsus of ♀ marked with reddish brown. EUROPE *amoena* Gravenhurst

Tenthredo flavipennis Brullé

Allantus lautus Konow.

A. luminosus Konow, **syn. n.**

TURKEY, E.: Gumusane (11); Erzurum (6). 1,700–1,800 m.

S.E. EUROPE, TURKEY and TRANSCAUCASIA.

Tenthredo dialeuca Konow

Allantus jugalis Konow, **syn. n.**

TURKEY, N. and E.: Samsun (8); Gumusane (10); Erzurum (15). Up to 2,300 m., 1 ♂, 4 ♀.

S.E. EUROPE, TURKEY and TRANSCAUCASIA.

Tenthredo frauenfeldi Giraud

Allantus helveticus Konow, **syn. n.**

A. merceti Konow, **syn. n.**

A. montanus Enslin, 1910.

TURKEY, N. and E.: Samsun (5); Gumusane (10). Up to 1,800 m., 1 ♂, 2 ♀.
IRAN: Mazandaran, Kalar Dasht, Sardab, Rud Valley, 3 km. above Rudbarak, 1,500 m., 1 ♀, 17.iv.1966 (*D. B. Baker*).

C. and S.E. EUROPE, TURKEY and IRAN.

Tenthredo zonula Klug*Allantus similis* Mocsáry.*A. nazarensis* André, **syn. n.***A. serena* Konow, **syn. n.**

TURKEY, N.W., W., S.W., S., C., N.E. and E.: Istanbul (3); Bursa (2 and 14); Aydin (2); Mugla (9 and 10); Antalya (9 and 10); Nigde (5); Ankara (12); Corum (2); Amasya (2, 3 and 7); Artvin (2); Erzincan (1); Erzurum (5, 6 and 14). Up to 2,250 m. in the east, 50 ♂, 35 ♀.

C. and S. EUROPE, ISRAEL, SYRIA, LEBANON and TURKEY.

**Tenthredo hyrcana* sp. n.

(Text-figs. 26, 26a)

♀. Black with the following parts yellow: mandibles, labrum, clypeus, hind margin of pronotum, outer margin of tegula, trochanters extreme base, and apex of femora, tibiae except apices of middle and hind pair and apices of middle and hind tarsomere, apical half of 1st tergite, 5th abdominal segment and apex of 7th, 8th and 9th tergites. Wings subhyaline; base of stigma and costa yellow, apex of stigma and rest of venation piceous. Length 8–9 mm.

Head slightly contracted behind and with clearly marked occipital carina, though this is obsolete behind postocellar region; labrum acute in front; clypeus deeply excised in front to depth of more than half total length of clypeus, slightly convex above; flagellum of antenna longer than width of head behind (as 1.3 : 1.0). Frontal area with an 8-shaped medial concavity. Punctuation sparse and very fine on ridges of frontal area and lower inner orbits but gena dull with dense surface sculpture.

Thorax normal and shining between fine widely-separated punctures on mesonotum. Mesothorax below dull with very dense surface sculpture. Legs normal; inner hind tibial spur scarcely half as long as basitarsus. *Abdomen* dull above with dense transverse alutaceous sculpture. Saw. (Text-figs. 26 and 26a.)

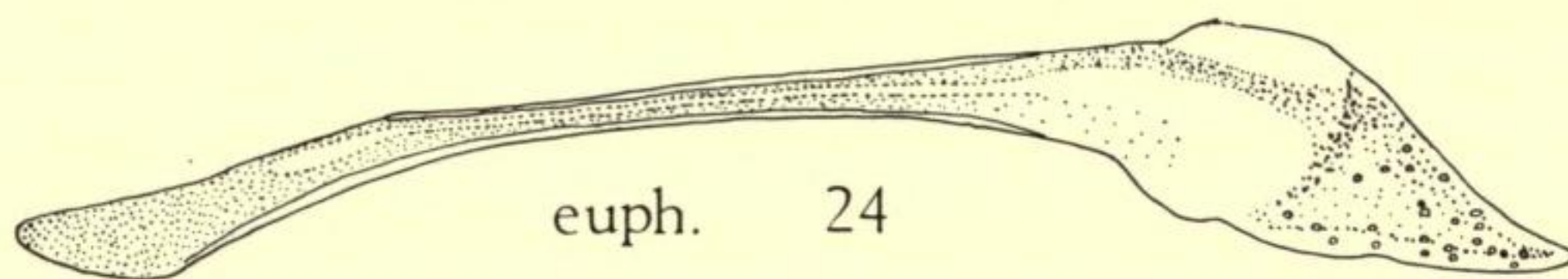
Pubescence white and well-developed on head and thorax and in length up to about $\times 1\frac{1}{2}$ diameter of an ocellus.

♂ as ♀ but that the legs are much paler (the whole of the front legs are yellow except for the spurs, the claw bearing segment and extreme bases of other segments; the middle legs except for the tarsus and an outer black line on the tibia and the hind legs except for the base of the coxae, the apical half of the femur together with the whole tibia and tarsus which are black), the costa is darker, the 1st tergite is pale only on the apical margin and \pm the 3rd–5th sternites of the abdomen.

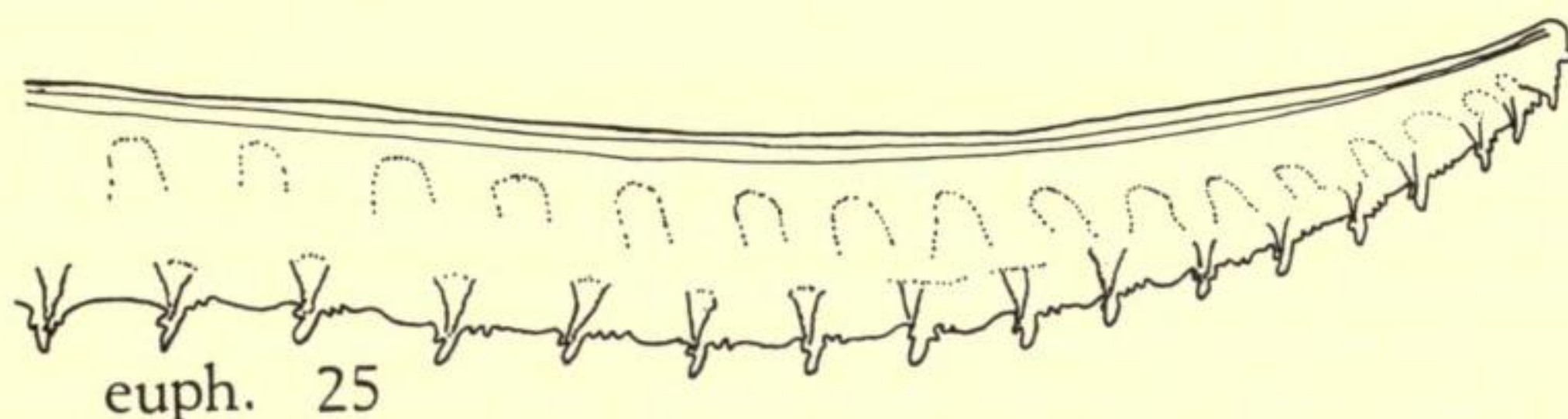
Holotype ♀. TRANSCAUCASIA: Armenia, Delizhan, 1,500–2,200 m., 16.vi.1934 (*A. N. Zhelochovtsev*). B.M. (N.H.).

Paratypes. TRANSCAUCASIA: 1 ♂ (same data). TURKEY: Ankara, Idris Dagi, 1,300 m., 1 ♀, 30.vi.1962 (*Guichard & Harvey*); Amasya, 500 m., 12 ♂, 22–23.v.1959 (*Guichard*), 460 m., 2 ♂, 1 ♀, 2–6.vi.1959; Erzurum, Ispir, 20 kms on Ikisdere Rd., 700 m., 1 ♂, 2.vi.1962 (*Guichard & Harvey*). B.M. (N.H.).

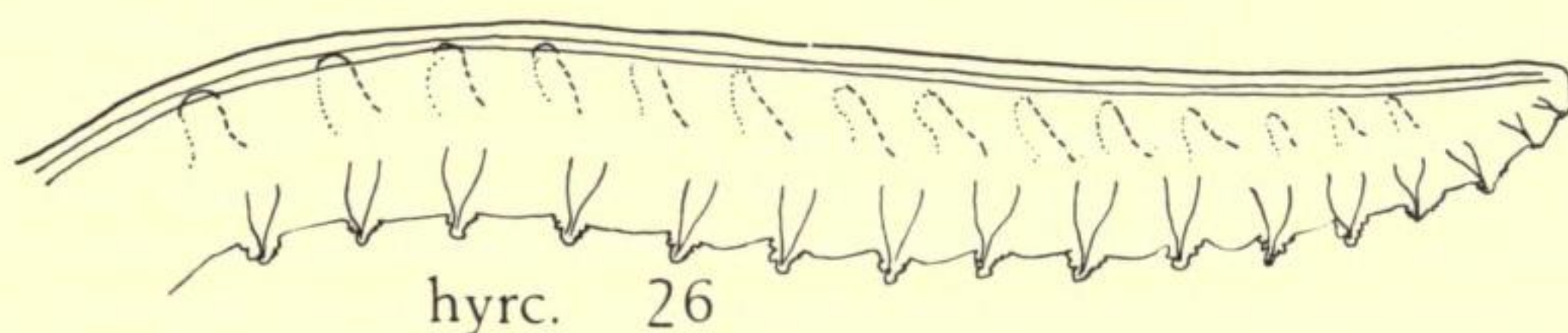
This species is differentiated in the key above from *T. distinguenda* Stein, to which it is most closely related. According to Dr. Zhelochovtsev this species was recognized and named "*Allantus hyrcanus*" by Gussakovskii in his MSS on the Tenthredininae in the Faune de l'URSS before the war, but was never published. I have therefore



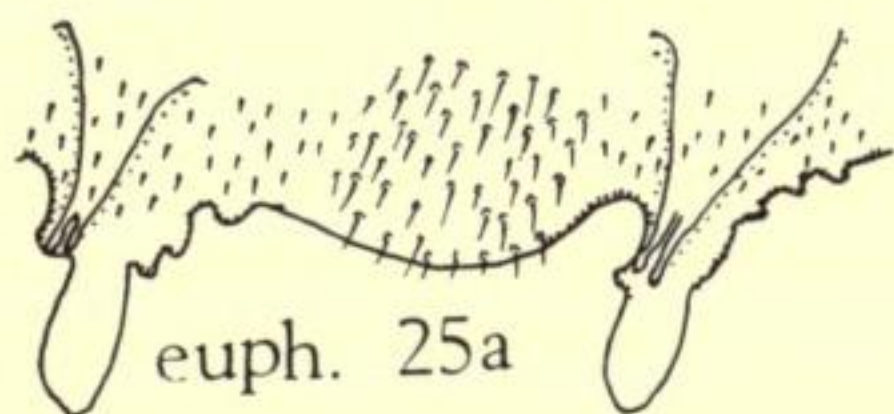
euph. 24



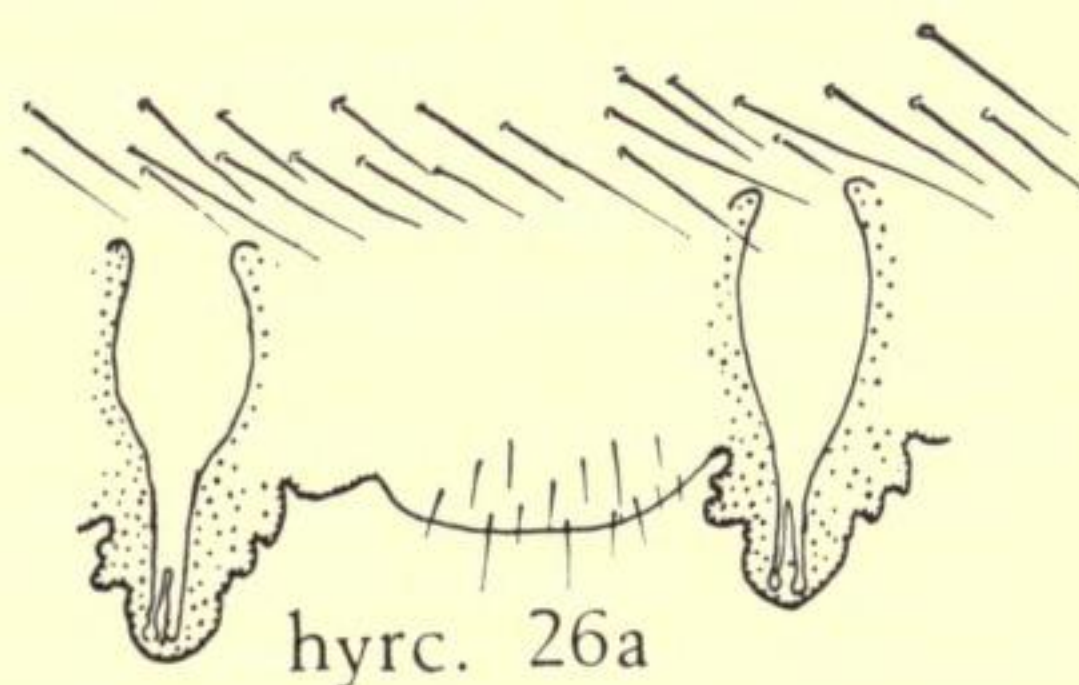
euph. 25



hyrc. 26



euph. 25a



hyrc. 26a

FIGS. 24-26. 24. *Tenthredo euphorbiae* sp. n. penis-valve. 25-26. *Tenthredo* saws: 25, *euphorbiae* sp. n.; and 26, *hyrcana* sp. n. 25a-26a. Enlarged 10th and 11th teeth from apex of saws: 25a, *euphorbiae* sp. n.; 26a, *hyrcana* sp. n.

selected as the holotype the specimen sent to me by Zhelochovtsev, bearing the name given by Gussakovskii.

The *MACULATA-TEMULA*-groups

KEY TO MALES AND FEMALES

- I ♀ Abdomen only one tergite (3rd) or two (3rd and 4th) entirely yellow; 5th tergite at least partly black; ♂ with underthorax pale. Mesopleura with angular projection. Hind claws with acute basal lobe. 10-12 mm.

(*temula* spp.)

2

- ♀ Abdomen with two tergites (4th and 5th) entirely yellow or orange; 3rd tergite at least mainly black; ♂ with underthorax black. Mesopleura without angular projection. Hind claws without basal lobe. 12-16 mm. (maculata complex) 4
- 2 (1) ♂ has 8th tergite with at most apical margin yellow; ♀ has apex of abdomen with at most 8th and 9th tergites broadly yellow and a small fleck in the middle of the 7th 3
- ♂ has 8th tergite with at least apical half yellow and ♀ apex of abdomen has at least a large fleck of yellow on the 7th tergite and mostly has yellow on 6th-9th tergites.
- Scutellum sharply raised so as to form right angle in profile. ♂ 3rd tergite entirely yellow and ♀ 4th tergite black-flecked medially, scutellum all black. 7
BRITAIN, S.W. FRANCE, N. SPAIN and ITALY **temula celtica** Benson
- 3 (2) ♂ 3rd tergite entirely yellow; ♀ 4th tergite with medial fleck of black. Scutellum flatter, with front face more shining and with no yellow fleck. C. EUROPE (excluding SPAIN and ITALY) **temula temula** Scopoli
- ♂ 3rd tergite with medial black fleck; ♀ with 4th as well as 3rd tergite entirely yellow. Scutellum forming almost a right angle in profile and often with yellow fleck. E. MEDITERRANEAN **temula xanthaspia** Enslin
- 4 (1) Middle and hind coxae and trochanters mainly, and hind femur entirely, black in both sexes. ♀ abdomen with 4th and 5th segments pale yellow; ♂ abdomen pale yellow except for the ± infuscate 1st and 2nd tergites and two apical segments. ♂ tarsus strongly swollen so that in ventral view the 2nd and 3rd tarsomeres are less than twice as long as broad (Text-fig. 29) (*maculata* spp.) 5
- Middle and hind coxae and trochanters mainly pale and hind femur pale at base in both sexes. ♀ abdomen with 4th and 5th segments orange above and pale yellow below; ♂ abdomen orange above and pale yellow below except for ± infuscate first 2 tergites. ♂ tarsus less strongly swollen so that in ventral view the 2nd and 3rd tarsomeres are more than twice as long as broad (Text-fig. 30). E. MEDITERRANEAN **vestita** André
- 5 (4) Hind tibia infuscate apically. ♀ with 2nd and 6th-8th tergites not marked with yellow. 6
- Tibiae not infuscate apically. ♀ with 2nd, 3rd, 6th and 7th tergites flecked with yellow laterally and 6th-9th tergites with medial apical margins yellow. ITALY, N. Appenine Mountains **maculata diana** ssp. n. (p. 174)
- 6 (5) Scutellum, tegula and hind edge of pronotum marked with yellow in ♀. W. and C. EUROPE and ITALY (except N. Appenines) **maculata maculata** Geoffroy
- Thorax entirely black except for narrow outer edge of tegula. Hungarian Plain (CZECHOSLOVAKIA, HUNGARY and AUSTRIA) **maculata semseyi** Mocsáry

[***Tenthredo maculata diana* ssp. n.**

♀. Black with the following parts yellow: labrum, clypeus, posterior half of pronotum, tegula, scutellum, fleck on metapleura and on fore and middle coxae, trochanters and front of fore and middle femora, all tibiae and tarsi, 4th and 5th segments of abdomen together with a lateral fleck each side of 2nd, 3rd and 6th tergites and medial hind margin of 6th-9th tergites.

Wings subhyaline, with costa, front of subcosta and veins in anal regions, yellow; stigma and rest of venation black.

Structure as in *T. maculata* but mesoscutellum is more convex medially. 13-14 mm. long.

Holotype ♀. ITALY: Emilia, Mt. Bretra, 1.v.1912 (*A. Fiori*) (Genova Mus.).

Paratypes. ITALY, Emilia, La Lama, 1 ♀, 10.vi.1962 (*A. Servadei*) (Padova Mus.); Marches, Mt. Catria, 1 ♀, v.1933 (*Alzona*). B.M. (N.H.).

Tenthredo vestita André

TURKEY, C., N., N.E., E.: Amasya (3, 6 and 13); Samsun (17); Gumusane (14); Trabzon (3, 4 and 15); Erzurum (6). 500-1,400 m., 23 ♂, 24 ♀.

TURKEY and TRANSCAUCASIA.

Tenthredo temula xanthaspis Enslin

TURKEY, N. and N.E.: Sinop (2); Trabzon (3 and 4); Rize (5); Artvin (3). 900-1,400 m., 3 ♂, 7 ♀.

Subspecies only in TURKEY and TRANSCAUCASIA. Species otherwise confined to EUROPE.

The *VESPIFORMIS-SCROPHULARIAE*-group

These species are coarsely punctured on the head, which is often swollen behind the eyes; the antennae often have the flagellum yellow and the wings often have infusate patches.

Tenthredo marginella Fabricius

TURKEY, W., N.E. and E.: Bursa (13); Trabzon (14); Gumusane (4). 1 ♂, 3 ♀.

EUROPE, TURKEY and TRANSCAUCASIA.

****Tenthredo zona*** Klug

TURKEY, S.W.: Mugla (10). 1 ♀.

Not previously recorded outside EUROPE.

Tenthredo vespa Retzius

TURKEY, N.E.: Trabzon (15). 1 ♀.

EUROPE, TURKEY, TRANSCAUCASIA and SIBERIA.

Tenthredo scrophulariae L.

TURKEY, C.: Tokat (1); Sivas (2). 3 ♂, 2 ♀.

EUROPE, TURKEY and TRANSCAUCASIA.

Tenthredo excellens (Konow)

†*Allantus persa* Konow.

TURKEY, S., C. and E.: Mersin (12 and 15); Ankara (9, 12, 31, 37 and 39); Amasya (1 and 7); Kayseri (3); Sivas (3); Erzurum (7, 8 and 9). 5,000-2,300 m., 21 ♂, 24 ♀.

N. IRAN: Elburz Mountains, 1966 (*D. B. Baker*).

S.E. EUROPE, TURKEY, TRANSCAUCASIA and IRAN.

Tenthredo cinctipleuris (Enslin)

TURKEY, S. and E.: Mersin (7); Gumusane (5); Erzurum (6). 14 ♂, 12 ♀.

IRAN: Elburz Mountains, N. side of Kandara Pass, 2,360 m., 1 ♂, 1 ♀, 9.vi.1965
(*D. B. Baker*).

EUROPE, TURKEY, TRANSCAUCASIA and IRAN.

****Tenthredo propinqua*** Klug

TURKEY, N.: Kastamonu-Cankiri Border (2). 2,000 m., 1 ♂.

S.E. EUROPE and TURKEY.

Tenthredo luteocincta Eversmann

TURKEY, N.E.: Trabzon (14 and 15). 3 ♀.

TURKEY, TRANSCAUCASIA and S.E. RUSSIA.

Tenthredo reitteri (Enslin)

Allantus lituratus Mocsáry.

TURKEY, W., C., N.E. and E.: Kutahya (9); Cankiri (4); Trabzon (4, 14, 15 and 16); Gumusane (7). 1,400–2,500 m., 42 ♂, 23 ♀.

TURKEY and TRANSCAUCASIA.

Tenthredo lauta (Konow)

TRANSCAUCASIA.

Tenthredo luminosa (Konow)

TURKEY.

The *ARCUATA*-group

The species of this group were revised by Benson (1959).

Tenthredo schaefferi Klug

Outside C. and S.E. EUROPE, a few specimens of f. *perkinsi* of this species were found in N. IRAN: Elburz Mountains, 2,500–3,200 m. (see Benson, 1959).

†*Tenthredo acerrima Benson

TURKEY, N.E. and E.: Trabzon (14 and 15); Artvin (4); Gumusane (8). 1,400–2,450 m., vi–viii, many ♂ and ♀.

EUROPE and TURKEY.

*†*Tenthredo titania* Benson

TURKEY: Trabzon, Zigana Dagi, 1,400 m., plentiful vii–viii, 1959–60, and Soganli Gecidi, 2,600 m., 40 ♂, 84 ♀, v–vii. 1960–62 (*Guichard & Harvey*).

TRANSCAUCASIA and TURKEY.

Tenthredo trivittata (André)

†*Allantus kussariensis* Konow, **syn. n.**

TRANSCAUCASIA.

**Tenthredo euphorbiae* sp. n.

(Text-figs. 24, 25, 25a)

♀. Green with the following parts black: head above the clypeus (except for gena and lower outer orbits), with antenna (except underside of flagellum), prothorax (except pronotum behind), mesothorax (except tegula, scutellum and its post-tergite, the posterior half of the episternum, the epimeron and the sternum), a posterior line on the hind and middle coxae and femora, on all the tibiae and tarsi, and on the abdomen a transverse fleck on the middle basal part of each tergite. Wings hyaline; stigma, costa, subcosta and anal cells green, rest of venation piceous.

Length 8–9 mm.

Head dull with coriaceous sculpture, slightly contracted behind with occipital carina well developed from gena to post-ocellar region. Labrum rounded in front. Clypeus excised in front of a depth less than half the total length of clypeus (1.0 : 2.5), scarcely convex, shining with only obsolescent punctures and surface sculpture. Eyes closer together in front than the length of an eye (1.0 : 1.4). Malar space about half diameter of front ocellus. Antenna more than $\times 1\frac{1}{2}$ as long as width of head behind eyes (1.6 : 1.0); 3rd segment = 4th + 5th. Distance between antennal sockets about the same as the diameter of a socket. Antennal crests project less than half the distance between them; crests continuous with lateral walls of frontal area. Posterior ocelli closer together than distance from occipital carina (1.0 : 1.2) and half the distance from nearest eye margin (1.0 : 2.0); postocellar region clearly defined laterally by deep furrows, and almost $\times 2$ as broad as long (1.9 : 1.0).

Thorax normal; dull with dense coriaceous sculpture; mesoscutellum slightly roundedly convex; mesopleura without any raised protuberance. Legs with hind femur almost as long as tibia (1.0 : 1.3); hind tarsus longer than tibia (1.1 : 1.0); inner hind tibial spur about half the length of basitarsus; tarsal pulvillus on hind basitarsus about as long as apical width of basitarsus. Claws sub-bifid without basal lobe.

Abdomen with typical transverse alutaceous sculpture above. Hypopygium not emarginate laterally. Sawsheath slender and about two-thirds the length of hind tibia. Saw (Text-figs 25 and 25a).

Pubescence fuscous on upper head where it is up to a length greater than the diameter of an ocellus; colourless on thorax and shorter than diameter of an ocellus.

♂ as ♀ but the underthorax and abdomen are almost entirely green except for the black sutures between the sclerites, and the medial basal halves of the 1st and 2nd tergites. The eyes converge more strongly in front where the distance between them to the length of an eye is as 1.0 : 1.7. The malar space is but one-quarter as long as the diameter of the front ocellus. The antenna is almost twice as long as the width of the head behind the eyes.

Hind ocelli closer together than from occipital carina as 1.0 : 1.4 and then from nearest eye margin as 1.0 : 2.5. Postocellar region wider than long as 2.5 : 1.0. Tarsal pulvillus on hind basitarsus only about one-third the width of basitarsus, though one-half the width on front legs. Penis-valve as in Text-fig. 24.

Holotype ♀. TURKEY: Trabzon, Soganli Gecidi, 2,600 m., on flowers of *Euphorbia*, 27.v.1962 (Guichard & Harvey). B.M. (N.H.).

Paratypes. Same data, 6 ♂, 47 ♀. B.M. (N.H.).

This remarkable species is to be distinguished at once from all others in the *arcuata*-group by the green ground colour and by the punctation of the head and thorax, which are dull all over, with dense even coriaceous surface sculpture without coarser punctures: in all the other species known to me the head and thorax are coarsely punctured, ± shining in places between the punctures especially on the temples of the head and mesoscutellum, but the underthorax and frons of head are usually dull with coarse surface sculpture.

CUNEALA Zirngiebl, 1956

This group of species was previously included in *Tenthredo* but is readily recognized by the long mouthparts (prelabium longer than greatest eye-measure) and the subtruncate apex of the labrum.

Whether this genus is the true *Cuneala* is not entirely certain, as Zirngiebl gave no full description of either the genus or type-species *C. tricolor*. He says merely that the mouthparts are elongate as in *Amauronematus*,⁷ the clypeus prism-shaped and the colour as in *Tenthredo parviceps* (Konow). He also says that the type is deposited in the Staatliches Naturkunde Museum, Stuttgart (where unfortunately it cannot now be found), and in correspondence Dr. Zirngiebl tells me he has no other representative of this species in his own collection.

KEY TO MALES AND FEMALES

- 1 Face and tegula entirely black. Hind tibia and tarsus yellow, with orange apices or almost entirely infusate. Clypeus with coarse irregular punctures obscuring the obsolescent reticulate surface sculpture. Hind tarsus of ♂ longer, but of ♀ shorter than hind tibia. ♀ either with densely pubescent basal tergites or with shining interspaces between punctures on scutellum 2
- Face or tegula ± marked with yellowish white. Hind tibia and tarsus yellow with infusate apices. Clypeus with evident reticulate surface sculpture all over between scattered shallow punctures. Hind tarsus of both ♂ and ♀ longer than hind tibia. ♀ with 3 basal tergites shining and with only very sparse pubescence, but scutellum and mesopleura dull with dense microsculpture in the interspaces between punctures 3
- 2 (1) ♀ with basal tergites dull all over with dense pubescence; ♂ middle tergites without red markings. Interspaces between punctures on mesoscutellum dull with dense surface sculpture.
- ♀ body black with yellowish white apical margins to 4th, 5th and 6th tergites and sometimes 1st and 7th also. Legs black with tibia and tarsus yellowish white with orange apices; ♂ as ♀ but apical margins usually restricted to 4th and 5th tergites. 10–12 mm. Mountains of C. EUROPE.

koehleri (Klug)

⁷ This is not strictly true of what I here call *Cuneala*, because in *Amauronematus* it is the prementum and cardo that are elongate, while the glossa, paraglossa, galea and palps are shorter than in the species of the related genus *Nematus*, which has not got elongate mouthparts (c.f. Benson, 1958, figs. 388 and 389). In the group called here *Cuneala* all the mouthparts are lengthened, especially the glossa, paraglossa and palps.

- ♀ with 1st-3rd tergites shining medially with only very short and sparse pubescence; ♂ middle tergites usually \pm marked with red. Interspaces between punctures on mesoscutellum mostly shining with only obsolescent surface sculpture.

Colour extremely variable: ♂ and ♀ can be as in *koehleri*, but more commonly the 3rd and often 4th and 5th tergites in ♀ are \pm marked with orange or more extensively yellow (of 140 ♀ in B.M. only 18 are without some orange on abdomen); and in the commonest form of ♂ the whitish apical margins to the tergites are missing and the 3rd and 4th segments are entirely covered by a red band, while the legs are entirely black (85 out of 96 ♂ in B.M. are coloured like this); in some forms the body and legs are entirely black (f. *atrata* André). 9.5-12 mm. Mountains of TURKEY and eastwards to N. IRAN (1,000-2,400 m.) †*confinis* (Konow, 1886)

- 3 (1) Larger species, 11-14 mm. long. Face with clypeus, labrum and base of mandibles yellowish white. Clypeus with apical excision about as deep as half its total length. Scutellum flattened medially.

Abdomen black with 1st tergite \pm white, and 3rd-6th with entire apical margins and 2nd and 7th with apical margins laterally white 4

- Smaller species, 8-10 mm. long. Face with clypeus and labrum black in ♀ but \pm white in ♂. Clypeus with apical excision usually about one-third and at most less than half its total length. Scutellum evenly convex, not flattened medially.

Tegula black with pale apical margin. ♀ abdomen black with 1st and 3rd-7th tergites \pm margins apically with white and 3rd and 4th may be \pm orange; ♂ black but 3rd or 3rd and 4th tergites may be \pm yellow. Pubescence on head and thorax long, so that the longest hairs are about as long as diameter of an ocellus. Mesonotum with interspaces between the punctures dull with surface sculpture. TRANSCAUCASIA and N. IRAN †*longipes* (Konow)

- 4 (3) Tegula mainly yellow with a small black basal spot. Pubescence on head, mesonotum and mesopleura shorter (longest hairs up to three-quarters of diameter of lateral ocellus). ♂ and ♀ with 1st tergite entirely white. Mesonotum with interspaces between punctures dull with surface sculpture. TURKEY †**amasiensis* (Kriechbaumer) **sp. rev.**

- Tegula mainly black with a yellow apical margin. Pubescence on head and thorax longer (longest hairs about as long as diameter of lateral ocellus). 1st tergite in ♀ entirely white but in ♂ black with only apical margin white. Mesonotum with interspaces between punctures shining. S.E. EUROPE (HUNGARY, JUGOSLAVIA, ALBANIA, CORFU, GREECE) *dahli* Klug⁸

†*Cuneala confinis* (Konow, 1886)

†*Allantus parviceps* Konow, 1898.

TURKEY, C., N., N.E. and E.: Kayseri (1); Bolu (1 and 3); Cankiri and Kastamonu (2); Trabzon (3, 4, 14, 15 and 16); Gumusane (7 and 8); Rize (8). 1,000-2,500 m., 96 ♂, 135 ♀, 12.v-9.viii. Many on flowers of *Geranium psilostemum* Ledeb.

IRAN: C. Elburz, Kandavan Pass, 9 km. above Siahbishe, 2,350 m., 1 ♀, 7.vi.1966 (*D. B. Baker*). Taken in "Lush vegetation (? former cultivation) bordering stream in semi-desert (thorn-cushion) zone".

TURKEY, TRANSCAUCASIA and IRAN.

⁸ Synonym of *C. dahli*: *Allantus xanthorius* Kriechbaumer, **syn. n.**

Cuneala longipes (Konow)

IRAN: Mazandaran, Chalus-Shahsavari Coast of Caspian Sea, 34 ♂, 21 ♀, 24.iii to 6.vi.1966, and 9 ♂, 5 ♀, 20.iv to 11.v.1967 (*D. B. Baker*). Mainly collected from flowers of *Ranunculus* in woodland and in forest clearings.

IRAN and TRANSCAUCASIA.

Cuneala amasiensis (Kriechbaumer)

TURKEY, W., S.W. and C.: Bursa (2); Aydin (2); Ankara (14); Corum (2); Amasya (1, 2, 3, 5, 7, 9 and 14). 50 to 560 m., 25 ♂, 28 ♀.

Not known outside TURKEY.

TENTHREDININAE

SCIAPTERYGINI

ELINORA Benson

The following syntypes of *Allantus* found to belong to this genus in Konow's collection have been examined and the lectotypes labelled. The species are differentiated in the keys that follow.

Allantus andrei Konow. LECTOTYPE ♀ selected from 1 ♂ and 1 ♀.

A. antigae Konow. LECTOTYPE ♀, with abdomen still intact, labelled "Barcelona" (i.e. "Hisp. prov. Catalonia" of original description), selected from 2 ♂ and 2 ♀ one of which had its saw mounted but no abdomen intact.

A. contiguus Konow. LECTOTYPE ♀ with mesopleuron bearing only a yellow fleck as in original description, selected from 1 ♂ and 4 ♀, three of which have mesopleura almost entirely yellow.

A. dusmeti Konow. LECTOTYPE ♀, selected from 1 ♂ and 1 ♀.

A. nigritarsis Konow. LECTOTYPE ♀, selected from 1 ♂ and 1 ♀.

A. obscuratus Konow. LECTOTYPE ♀, with yellow hind tibia and tarsus as in original description, selected from 2 ♂ and 4 ♀, three of which have hind tibia infuscate behind. *Elinora obscurata* (Konow) **comb. n.**

A. striatipes Konow. LECTOTYPE ♀ selected from 1 ♂ and 1 ♀.

In the keys the following species, described from S.E. EUROPE or TRANSCAUCASIA, and thought also to belong to this genus, had to be omitted as no specimens have been available for study: *Allantus frivalskyi* Mocsáry, *A. limbifer* Mocsáry and *A. pubescens* André.

The key to the males will be found to be more unsatisfactory than that to the females, on which most of the species are based, as many of the females have not yet had males correlated with them.

KEY TO FEMALES

- | | | |
|---|---|---|
| 1 | Orbits extensively yellow (at least hind orbits lined with yellow for their whole length) | 2 |
| - | At least hind orbits mainly black (at most lower gena yellow) | 6 |

- 2 (1) Clypeus with front lobes flat and rounded or truncate apically 3
 - Clypeus with front lobes raised and acute apically. E. MEDITERRANEAN
 †*maculata* (Kriechbaumer)
- 3 (2) 1st tergite black with at most separated pale flecks. Clypeus with surface flat
 and ± punctate 4
 - 1st tergite with a broad yellowish white apical band. Clypeus convex and
 shining between sparse punctures. CAUCASUS. 7.5-9 mm. *ornata* (André)
- 4 (3) More punctate species. Mesopleura, scutellum and 1st tergite with evident
 punctation and sculpture. Abdomen with tergites black and ± laterally
 pale-margined apically 5
 - Sparsely punctate species. Mesopleura, scutellum and 1st tergite shining and
 almost impunctate. Abdomen with medial orange band covering tergites
 2-3 and all tergites with a yellowish white apical lateral fleck each side.
 Stigma infuscate apically. Hind tibia with black-tipped apex; inner spur
 about as long as tibial breadth. 11-12 mm. MOROCCO *dulcis* sp. n. (p. 184)
- 5 (4) Clypeus dull with fine surface sculpture. Stigma infuscate apically. ISRAEL.
 10.5 mm. *stolida* sp. n. (p. 185)
 - Clypeus shining between coarse punctures. Stigma ± unicolorous.
 This species varies greatly in the amount of yellow on the orbits, antennal
 segments and tergites. In S.W. EUROPE the coxae are mostly black and
 the femora, tibiae and tarsi ± black-lined; in some of the N. African forms
 the legs are almost entirely pale. S.W. EUROPE and N. AFRICA (PORTUGAL,
 SPAIN, MOROCCO, ALGERIA (including Ahagger Mountains in Sahara Desert),
 TRIPOLITANIA and CYRENAICA) *xanthopus* (Spinola)⁹
- 6 (1) Tegula at least partly black 7
 - Tegula entirely pale 10
- 7 (6) Inner hind tibial spur longer than apical width of tibia 8
 - Inner hind tibial spur shorter than apical width of tibia 9
- 8 (7) Antennae and mesopleura entirely black. Head and thorax dull with surface
 sculpture between dense punctures. 8.5-10.5 mm. SPAIN and N. AFRICA
 limbalis (Spinola)¹⁰
 - Antenna with basal segment and mesopleura ± with yellow fleck. Head and
 mesonotum shining between fine punctures, though on mesopleura surface is
 dull between the punctures. 10-11 mm. SPAIN and N. AFRICA (MOROCCO
 and ALGERIA) *vilarrubiai* (Conde)
- 9 (7) Gena pale below. Abdomen black apart from *apical* lateral margins of tergites.
 8-11 mm. N. AFRICA *deserta* (Enslin)¹¹
 - Gena entirely dark. Abdomen with red girdle covering segments 3-5 and
 segments from 6 and following with increasing white apical margins so that
 9 is entirely white. 9 mm. E. MEDITERRANEAN *asiatica* (Enslin)
- 10 (6) 2nd and following tergites black with yellowish white lateral apical marginal
 flecks which, on following tergites, become more extensive till they form con-
 tinuous apical bands, and on posterior segments cover the whole tergites 10
 - 2nd or 3rd and following tergites mainly orange so that the lateral apical yel-
 lowish white flecks, which become continuous apical bands on posterior
 segments, are inconspicuous.
 Stigma scarcely darker apically than basally. 8.5-10.5 mm. E. MEDI-
 TERRANEAN to N. IRAN *coniensis* (Enslin)

⁹ Synonyms of *E. xanthopus*: †*Allantus pectoralis* Kriechbaumer, **syn. n.** †*Macrophya cognata* Kirby, **syn. n.** †*M. corynetes* Kirby, **syn. n.** †*M. jugurtha* Kirby, **syn. n.** †*Allantus striatipes* Konow, **syn. n.** †*A. andrei* Konow, **syn. n.** †*A. tunetensis* Konow, **syn. n.** *Tenthredo adequata* Enslin, 1910, **syn. n.** *Allantus diversipes* Pic, 1925, **syn. n.** *Tenthredo limbergorum* Forsius, 1930, **syn. n.** *T. afra* Benson, 1930, **syn. n.** †*T. sahariensis* Benson, 1954, **syn. n.**

¹⁰ Synonyms of *E. limbalis*: †*Allantus balteatus* Kriechbaumer, **syn. n.** *A. gribodoi* Konow.

¹¹ Synonym of *E. deserta*: †*Elinora guichardi* Benson, **syn. n.**

- 11 (10) 1st tergite almost entirely pale and stigma infusate apically (*pallipes* complex) 11
 — 1st tergite with at least broad base black up to one-third of its medial length, or stigma entirely pale 14
- 12 (11) Abdomen less extensively pale: 3rd and often following tergites without continuous pale apical band. Front mesonotal lobe entirely black or with at most obsolescent pale flecks. 13
 — Abdomen more extensively yellowish white: 3rd tergite with continuous pale apical band and 4th onwards mainly pale. Front mesonotal lobe with conspicuous white lateral borders. 9–10 mm. TURKESTAN *pallipes* (Freymonth)
- 13 (12) Larger species (11 mm.). Hind femur often with apical half \pm black. Scutellum dull and densely punctate, scarcely convex. 11–12 mm. TURKESTAN \dagger *dissidua* (Konow)
 — Smaller species (8–10 mm.). Hind femur entirely pale. Scutellum shining and sparsely punctate, strongly convex. 9–11 mm. S. and W. CASPIAN Coast *caspia* (André)
- 14 (10) All femora and tibiae \pm infusate behind 15
 — Femora at most infusate only at base, and tibiae at extreme apex 17
- 15 (14) Gena black 16
 — Gena pale below. N. AFRICA. 9–10 mm. \dagger *obscurata* (Konow)
- 16 (15) Scutellum all black. Pronotum and mesopleura almost entirely yellow. Stigma scarcely darker apically. E. MEDITERRANEAN. 7.5–8 mm. *barbalis* (Enslin)
 — Scutellum with pale spot. Pronotum with only hind margin and mesopleura with only a small spot pale. Stigma conspicuously bicoloured with apical half black. N. AFRICA. 10 mm. *rufonigra* (André)
- 17 (14) Wings subhyaline. Prelabium shorter than head capsule. Abdomen with at least posterior tergites laterally pale-margined apically. 1st tergite often \pm punctate and with surface sculpture between punctures. Inner hind tibial spur shorter than apical width of tibia 18
 — Wings infusate. Prelabium longer than head capsule. Abdomen black with middle tergites (3–5) red but other not pale-margined apically even laterally shining and very sparsely punctured species: 1st tergite impunctate and without surface sculpture. Inner hind tibial spur longer than apical width of hind tibia. 10–11 mm. S.E. EUROPE \dagger *sabariensis* (Mocsáry)
- 18 (17) Abdomen with unbroken lateral yellow stripe (tergites are entirely yellow laterally), or more extensively yellow. Antenna usually 8-segmented. Clypeus \pm shining between coarse punctures with front lobes acute or truncate. 1st tergite often without pale apical stripe. W. EUROPE and N. AFRICA 19
 — Abdomen without lateral yellow stripe (tergites are black basally right up to lateral margin). Antenna 9-segmented. Clypeus dull with dense surface sculpture and with front lobes pressed flat. 1st tergite with continuous pale apical stripe. 10–12 mm. C. EUROPE to E. MEDITERRANEAN *flaveola* (Gmelin)
- 19 (18) 1st tergite without pale apical band dorsally 20
 — 1st tergite with pale apical band \pm developed dorsally. 4th and following tergites with continuous pale apical band. 10–12 mm. ATLANTIC EUROPE (ENGLAND, FRANCE, BELGIUM, PORTUGAL, SPAIN) \dagger *dominiquei* (Konow)
- 20 (19) Stigma unicolorous yellow scarcely darker apically
 Pale lateral stripe of abdomen with straight upper margin 21
 — Stigma at least partly infusate 22
- 21 (20) Clypeus slightly convex and shining between scattered punctures. 7.5–10 mm. SPAIN and N. AFRICA *algeriensis* (Magretti)¹²

¹² Synonyms of *E. algeriensis*: \dagger *Allantus tricolor* Kriechbaumer, **syn. n.** \dagger *A. contiguus* Konow, **syn. n.**

- Clypeus pressed flat against labrum and with dense surface sculpture between punctures. E. MEDITERRANEAN. 7.5 mm. . . . †*parvula* (Kriechbaumer)
- 22 Smaller species (under 8 mm.). Stigma with at least lower half infusate. Abdomen yellow-brown (? greenish in life) with a continuous black medial-dorsal vitta. E. MEDITERRANEAN †*vittata* (Kriechbaumer)
- Larger species (10–12 mm.). Stigma with apex infusate. Abdomen with the basal tergites black and only the lateral portions yellow, but the yellow is progressively more extensive on the apical tergites which beyond the 4th segment have also yellow apical margins. SPAIN and N. AFRICA
baetica (Spinola)¹³

KEY TO MALES

- 1 Tegulae marked with black 2
- Tegulae entirely pale 8
- 2 (1) Inner hind tibial spur longer than apical width of tibia. Stigma strongly infusate apically 3
- Inner hind tibial spur much shorter than apical width of tibia. Stigma either unicolorous or \pm infusate apically 4
- 3 (2) Head above entirely dull with dense surface sculpture. N. AFRICA (MOROCCO and ALGERIA). 8–10 mm. *limbalis* (Spinola)
- Head with shining unsculptured patches on temples. SPAIN and N. AFRICA (MOROCCO and ALGERIA). 9–10 mm. *vilarrubiai* (Conde)
- 4 (2) Stigma yellow often \pm brownish apically. 8–10 mm. 5
- Stigma black apically with a pale base. 9–10 mm. N. AFRICA *rufonigra* (F. André)
- 5 (4) Hind femur at least pale-lined on the outer side 6
- Hind femur almost entirely black. Stigma brownish. 8–10 mm. N. AFRICA
obscurata (Konow.) **comb. n.**
- 6 (5) Clypeus with front lobes rounded or truncate apically and flattened 7
- Clypeus with front lobes acute and convex. 9–10 mm. E. MEDITERRANEAN
maculata (Kriechbaumer)
- 7 (6) Head above antennae, mesonotum and mesopleura \pm punctate and with fine surface sculpture. 8–10 mm. W. MEDITERRANEAN (SPAIN, PORTUGAL and N. AFRICA) *xanthopus* (Spinola)
- Head above antennae, mesonotum and mesopleura smooth and shining with at most, sparse obsolescent punctures. 8–9 mm. N. AFRICA *deserta* (Enslin)
- 8 (1) Abdomen with at least one medial or apical tergite entirely pale. Often over 8 mm. 9
- Abdomen yellow-brown with a continuous black medial dorsal vitta and no entirely pale tergites. Hind legs mainly pale yellow except for extreme base of femur, apex of tibia and most of tarsi. Mesopleura yellow above and black below together with mesosternum. Under 8 mm. E. MEDITERRANEAN
vittata (Kriechbaumer)
- 9 (8) Abdominal tergites 1–7 each at least marked with black at the base medially but with the two apical tergites and hypopygium mainly yellowish white. Hind femur marked with black. Wings flavescent with unicolorous yellow stigma often \pm brownish below. Large species, 10–12 mm. 10
- Abdomen with one or more of the middle tergites entirely reddish brown. If the apical tergites and hypopygium are mainly pale then the hind femur is not marked with black. Wings often hyaline and stigma usually infusate apically or below. Often smaller species 11
- 10 (9) Clypeus with front lobes truncate and flattened. Antenna 9-segmented. 10–11 mm. C. EUROPE TO E. MEDITERRANEAN *flaveola* (Gmelin)

¹³ Synonyms of *E. baetica*: †*Allantus antigae* Konow, **syn. n.** †*A. dusmeti* Konow, **syn. n.**

- Clypeus with front lobes acute and convex. Antenna 8-segmented. 10-13 mm. E. EUROPE **dominiquei** (Konow)
- 11 (9) Crests above antennal sockets scarcely project beyond level of middle of the inter-antennal area 12
- Antennal crests project strongly beyond level of middle of inter-antennal area 13
- 12 (11) Clypeus flat and densely punctate. 7-10 mm.
algeriensis Magretti (N. AFRICA); **boetica** (Spinola) (SPAIN); **dissidua** (Konow),
fulveola (Zhelochovstev) (TURKESTAN) and **parvula** Kriechbaumer (TURKEY)
- Clypeus strongly convex and \pm shining between sparse punctures. 8-10 mm.
E. MEDITERRANEAN **ornata** (André)
- 13 (11) Three apical tergites black, each with a yellowish white fleck each side 14
- Three apical tergites mainly yellow, each with yellowish white fleck each side and \pm a medial black fleck. Mesonotum black except for white fleck on scutellum. 9-11 mm. E. MEDITERRANEAN **coniensis** (Konow)
- 14 (13) Front lobe of mesonotum with lateral margins white, as is scutellum. Pale lateral flecks on apical tergites reach more than half way to middle of segment. 8-9 mm. TURKESTAN **pallipes** (Freymonth)
- Mesonotum usually entirely black. Pale flecks on apical tergites mostly confined to lateral ventral portions of tergites 15
- 15 (14) Wings \pm infuscate, with stigma pale above and infuscate below. Clypeus and mesopleura shining between scattered punctures. Inner hind tibial spur longer than apical breadth of tibia. S.E. EUROPE **sabariensis** (Mocsáry)
- Wings hyaline; stigma pale basally and infuscate apically. Clypeus and mesopleura above dull with fine microsculpture between punctures. Inner hind tibial spur shorter than apical breadth of tibia. S. and W. CASPIAN Coast
caspia (André)

Elinora maculata (Kriechbaumer, 1869)

Allantus syriacus André.

A. nigratarsus Konow.

Tenthredo aulica Enslin, 1912.

SYRIA, ISRAEL, TURKEY and TRANSCAUCASIA.

Elinora ornata (André, 1881)

Allantus †*discolor* Konow.

TRANSCAUCASIA.

***Elinora dulcis* sp. n.**

♀. Black with the following parts yellowish white: mandible base, labrum, clypeus, outer orbits to level of top of eyes, basal segment of antenna (rest of antennae missing in unique type), posterior half of pronotum, tegula, meso- and meta-scutella, fleck in middle of mesepisternum, fleck on metapleura, coxae (except their bases), femora, tibiae (except their extreme apices) middle of basitarsi, lateral fleck each side of 1st and 2nd tergites, the 3rd, 4th and 5th tergites except for a lateral black fleck on each and that dorsally these three tergites are fulvous, and there is a lateral yellow fleck on the hind margin of tergites, 6, 7, and continuously on hind margin of 8th and 9th.

Wings slightly brownish subhyaline; basal half of stigma, extreme apex of subcosta and basal two-thirds of costa yellow; rest of venation piceous. Length 12 mm.

Head slightly swollen behind the eyes and shining with sparse punctation. Clypeus slightly convex but with the front lobes pressed flat and with a few scattered punctures. Frons with a medial groove widening behind. Hind ocelli further apart than from hind margin of head as 1.0 : 0.9, but further from eye margin than from each other (POL : OOL as 1.0 : 1.6).

Thorax strongly shining between widely-spaced obsolescent punctures; mesoscutellum evenly convex; post-tergite shorter than shortest measure of a cencher.

Legs with inner hind tibial spur about as long as apical breadth of tibia.

Abdomen normal.

Pubescence on head and thorax pale and up to a length as long as diameter of an ocellus.

Holotype ♀. MOROCCO; Grand Atlas, Idni, 8.v.1941 (*K. M. Guichard*). B.M. (N.H.).

Elinora stolidia sp. n.

♀. Black with the following parts yellowish white: mandible base, labrum, clypeus, outer orbits to level of top of eyes, 1st and upper side of 2nd antennal segments, pronotum, tegula, V-shaped outer margin of front mesonotal lobe and fleck on inner side of each of the lateral mesonotal lobes, anterior three-quarters of mesoscutellum, upper half of mesepisternum, small fleck on mesepimeron and on metapleura, coxae (except extreme bases), femora, tibiae (except extreme apices) basitarsus except for a fleck at extreme base and extreme apex, fleck on lateral hind margin of 1st and following tergites progressively longer from the 1st tergite backwards, so that on the 5th and following tergites the hind margin is continuously pale.

Wings slightly brownish subhyaline; front half of stigma, costa, subcosta (front half of *Sc + R*) and veins at extreme base of wings yellow; rest of venation piceous. Length 10 mm.

Head shining with very fine surface sculptures. Clypeus slightly convex with front lobes pressed flat and the whole surface dull with dense surface sculpture. Frons with a L-shaped medial groove. Hind ocelli further apart than from hind margin of head as 1.0 : 0.7, but further from the eye margin than from each other (POL : OOL as 1.0 : 1.7).

Thorax shining between sparse punctures, which become denser at front of mesonotum and in middle of mesonotum, where they are scarcely further apart than the diameter of a puncture. Mesoscutellum slightly convex and not separated medially from the raised centre of the post-tergite which is about as long as the shortest measure of a cencher.

Legs with inner hind tibial spur scarcely three-quarters as long as apical width of tibia.

Abdomen normal.

Pubescence on head and thorax pale and up to a length as long as the diameter of an ocellus.

Holotype ♀. ISRAEL: Jerusalem, 15.iii.1923 (*P. A. Buxton*). B.M. (N.H.).

Elinora asiatica (Enslin)

TURKEY.

Elinora coniensis (Enslin)

Allantus (Tenthredo) kareli Muche, 1962, **syn. n.**

TURKEY: Ankara (57). 1 ♂ and 1 ♀; Kayseri (on flowers of *Lepidium*, Muche, 1962).

N. IRAN: W. Elburz, Qazvin, c. 760 m., 2 ♂, 1 ♀, 25.iv.1967 (*D. B. Baker*).

TURKEY, TRANSCAUCASIA and N. IRAN.

Elinora caspia (André)

S.E. RUSSIA, TRANSCAUCASIA and IRAN.

Elinora barbalis (Enslin)

SYRIA.

Elinora flaveola (Gmelin)†*Allantus orientalis* Kriechbaumer.

C. and E. EUROPE and TURKEY.

†*Elinora parvula* (Kriechbaumer) **comb. n.**

TURKEY.

†*Elinora vittata* (Kriechbaumer) **comb. n.**

ISRAEL and IRAQ.

TENTHREDININAE

SCIAPTERYGINI

SCIAPTERYX Stephens

Previous keys to world *Sciapteryx* were compiled by Konow, 1908, Kuznetzov-Ugamskiĭ, 1929 and the Caucasian species by Dovnar-Zapolskiĭ, 1930.

The following species, from studies of the types, are now placed in other genera as shown:

Sciapteryx galerita Konow (Sikkim) = *Tenthredo galerita* (Konow) **comb. n.**

Sciapteryx kozlovi Konow (Tibet) = *Tenthredo kozlovi* (Konow) **comb. n.**

Sciapteryx gilva Konow (Tibet) = *Rhogogaster gilva* (Konow) **comb. n.**

Sciapteryx virescens Konow (Tibet) = *Rhogogaster virescens* (Konow) **comb. n.**

Sciapteryx caucasica Dovnar-Zapolskiĭ (Caucasus) and *S. montana* Dovnar-Zapolskiĭ (Caucasus) cannot be placed because they are based on inadequately described males and are excluded from the key below.

All the species of this genus have size 7–10 mm.

KEY TO SPECIES MALES AND FEMALES

- | | | |
|-------|--|----|
| 1 | Gena dull with dense surface sculpture between punctures or with punctures closer together than their diameters. ♀ hypopygium evenly or acutely emarginate each side of middle | 2 |
| – | Gena behind eyes, shining, with punctures obsolescent or more widely spaced than their diameters. ♀ hypopygium not emarginate each side of middle | 10 |
| 2 (1) | Fore wings ± infuscate or milky and Sc + R not longitudinally bicoloured. Inner hind tibial spur not longer than apical breadth of tibia and only 4–5 times as long as broad.
Hypopygium in ♀ slightly emarginate each side of middle | 3 |

- Fore wings subhyaline and the fused *Sc + R* paler in front (*Sc*) than behind (*R*). Inner hind tibial spur longer than apical breadth of tibia and 7 or 8 times as long as broad 7
- 3 (2) *Sc + R* and also usually *C* in fore wing pale yellow or brown. Wings milky or with the fore wings \pm infusate. Stigma pale with or without dark apex 4
- *Sc + R* and *C* in fore wing mainly black. Wings almost uniformly infusate. Stigma pale with dark apex. ATLANTIC EUROPE and MEDITERRANEAN
†*soror* Konow
- 4 (3) Stigma of fore wing bicoloured with dark apex and pale base. *C* of fore wing pale as in *Sc + R*. Fore wings \pm infusate 5
- Stigma pale without dark apex and *C* infusate apically. Wings uniformly milky. E. MEDITERRANEAN †*lactipennis* Konow
- 5 (4) Tegula entirely yellowish white (*costalis*) 6
- Tegula with most of basal half black. E. MEDITERRANEAN *levantina* André
- 6 (5) Inner orbits and lower half of outer orbits lined with white in σ and ρ ; σ with face below antennae entirely white; ρ with interantennal area pale marked
CORSICA †*costalis corcyrensis* Benson
- Only the inner orbits above pale-lined in ρ and interantennal area entirely black; in σ whole inner orbits and lower outer orbits pale-lined but clypeus \pm marked with black. C. and E. EUROPE *costalis costalis* (Fab.)
- 7 (2) Darker species, flagellum of antenna and, even in σ , base of clypeus, most of face between antennae and clypeus, mesopleura, \pm stigma black. Abdomen without a continuous pale lateral band and with no entirely pale apical sternites. Antenna with flagellar segments all longer than broad 8
- Paler species, underside of flagellum, most of clypeus and face below antennae even in ρ , \pm fleck on mesopleura, most of stigma, a broad lateral band on the abdomen and at least 1 or 2 entire apical sternites yellowish white. Antenna with 7th and 8th segments as broad as long (σ) or broader than long (ρ). Head and thorax with aeneous reflections. E. MEDITERRANEAN
†*laeta* Konow
- 8 (7) Inner orbits in σ and ρ pale-lined to top of eyes. Head and thorax often with cupreous or aeneous metallic reflections. Stigma yellowish white infusate below or at apex 9
- Inner orbits in σ and ρ at most only pale-lined on lower half, with a small fleck at top of eye. Head and thorax carbonarius or with slight bluish, purplish or greenish reflections. Stigma piceous. ρ hypopygium slightly and evenly emarginate each side of middle. W. and C. EUROPE *consobrina* Klug
- 9 (8) Stigma pale \pm infusate below. Labrum and \pm base of clypeus pale. ρ hypopygium sharply excised each side of middle (as in *laeta*). E. MEDITERRANEAN *circassica* Dovnar-Zapolski
- Stigma pale at base and infusate at apex. Labrum and clypeus black except at most for a lateral pale fleck each side of clypeus. ρ hypopygium evenly emarginate each side of middle (as in *consobrina*). S.E. EUROPE (THRACE)
byzantina sp. n. (p. 188)
- 10 (1) Stigma bicoloured with infusate apex or mainly infusate 11
- Stigma mainly yellowish white 12
- 11 (10) Stigma bicoloured with infusate apex. Veins *C* and *Sc + M* in fore wing entirely pale. Tegula black with narrow white apex. All legs black with a white line above or on outside. S.E. MEDITERRANEAN †*cleopatra* Benson
- Stigma mainly infusate. Only base of *C*, and *Sc* pale. Tegula black. Legs mainly black. CRIMEA *semenowi* Jakovlev
- 12 (10) Tegula entirely yellowish white. TURKESTAN *nigriventris* André¹⁴
- Tegula black with only the apex yellowish white. TURKESTAN *hauseri* Forsius

¹⁴ Synonym of *S. nigriventris*: *Sciapteryx costalis vernalis* Kuznetzov-Ugamskil, **syn. n.**

†*Sciapteryx soror* Konow

TURKEY, E.: Gumusane (II). 1 ♂, 1 ♀.

Elsewhere only in ATLANTIC and MEDITERRANEAN EUROPE (Britain, W. France, Switzerland, Spain and Italy). This species forms an Atlantic/Continental species pair with *S. costalis* F. (Benson, 1952).

†*Sciapteryx lactipennis* Konow

TRANSCASPIA, IRAN, TRANSCAUCASIA and ISRAEL.

Sciapteryx levantina André

SYRIA and LEBANON.

†*Sciapteryx laeta* Konow

TURKEY, E.: Gumusane (II). 4 ♂, 8 ♀.

TURKEY and TRANSCAUCASIA.

**Sciapteryx circassica* Dovernar-Zaposkiî

TURKEY, E.: Gumusane (II); Trabzon (3 and 17). 31 ♂, 28 ♀.

TURKEY and TRANSCAUCASIA.

Sciapteryx cleopatra Benson, 1954

EGYPT and ISRAEL.

**Sciapteryx byzantina* sp. n.

♀. *Black* with the following parts yellowish white: labial palps, inner orbits above level of antennae, hind edge of pronotum, front half of tegula, extreme apex of femora and \pm outer edge of tibiae, \pm base of basitarsus and apical margin of all tergites. Wings hyaline: basal half of stigma, extreme apex and base of costa and subcosta (front half of *Sc* + *R*) yellowish white; rest of venation piceous. Length 8–9 mm.

Head and *thorax* normal, dull with dense punctures closer together on gena than their diameters and the interspaces \pm with fine surface sculpture. Antenna with all flagellar segments longer than broad. Inner hind tibial spur longer than apical width of tibia and about $\times 7$ or $\times 8$ times longer than its own basal width. *Abdomen* dull with dense transverse surface sculpture.

Hypopygium emarginate each side of middle saw. ♂ as in ♀ apart from sexual characters but that the clypeus has a small whitish fleck each side and the pale margin of the inner orbits reaches to bottom of eyes.

Holotype ♀. TURKEY, N.W.: Istanbul, Belgrat Orman, at sea level, 25.iii.62 (*Guichard & Harvey*). B.M. (N.H.).

Paratypes. Same data, 15 ♂, 1 ♀. TURKEY, N.E.: Rize at sea level, 1 ♀, 22.iv.1959 (*Guichard*). B.M. (N.H.).

TENTHREDINAE

MACROPHYINI

Pachyprotasis rapae (L.)

TURKEY, N.E.: Giresun (7); Trabzon (3, 4, 15 and 17). 20 ♂, 20 ♀.

N. temperate Holarctic species.

MACROPHYA Dahlbohm

Two major sections of the genus are defined as species-groups in the present paper and keys are given for the species of these groups from EUROPE and S.W. ASIA.

Macrophya punctumalbum (L.)

TURKEY, N. and C.: Amasya (6); Samsun (8). 10 ♀.

N. IRAN: Mazandaran, Panjak Rostaq, 860–900 m., 1 ♀, 29.iv.1967 (*D. B. Baker*).

Macrophya albicincta (Schrank)

TURKEY, W., N. and N.E.: Bursa (3, 9); Bolu (1); Samsun (9, 15, etc.); Giresun (7); Trabzon (4, 7, 17); Rize (2). 36 ♂, 39 ♀.

EUROPE, to TRANSCAUCASIA, N. IRAN, W. SIBERIA.

Macrophya crassula (Klug)

TURKEY, W., S., N., and N.E.: Bursa (3 and 9); Mersin (6 and 7); Sinop (1); Samsun (9, 10, 21, etc.); Trabzon (17, etc.); Artvin (2). 33 ♂, 39 ♀.

C. and S. EUROPE to TRANSCAUCASIA.

Macrophya consobrina Mocsáry

TURKEY and TRANSCAUCASIA.

Macrophya pallidilabris A. Costa

TURKEY, W. and N.E.: Bursa (4, 5 and 9); Gumusane-Trabzon (11). 6 ♂, 6 ♀.

C. EUROPE to TRANSCAUCASIA.

Macrophya erythrocnema A. Costa

TURKEY, N.E.: Rize (8); Artvin (3). 2 ♀.

S. EUROPE to TRANSCAUCASIA.

†*Macrophya rufipes orientalis* Mocsáry

For nec *M. orientalis* Mocsáry; Benson, 1954 vide *M. diaphenia* sp. n.

TURKEY, C. and E.: Ankara (35); Gumusane (7). 3 ♀.

In this race the red markings on the middle tergites (3 and 4) are entirely absent.

In N. Africa the species is represented by *M. rufipes ruficineta* Konow, **stat. n.**, which differs from the typical race in having a black clypeus and black hind tibia and tarsus in both sexes.

Macrophya sanguinolenta (Gmelin)

TURKEY, N.E. and E.: Trabzon (3); Rize (8); Erzurum (9). 2 ♂, 1 ♀.

EUROPE, TURKEY and TRANSCAUCASIA.

The *BLANDA-DUODECIMPUNCTATA*-group

Representatives of this species-group are recognized by the presence of a small appendage behind the metepisternum as a separate sclerite between the hind coxa and the 1st tergite.

In addition to the species from EUROPE and S.W. ASIA keyed below, *M. apicalis* Smith (JAPAN), *M. ignava* Smith (JAPAN), *M. infumata* Rohwer (E. SIBERIA) as well as *M. fumator* Norton (N. AMERICA) belong to this group.

KEY TO MALES AND FEMALES OF EUROPE & S.W. ASIA

- | | | |
|-------|--|---|
| 1 | Appendage to mesepisternum (between hind coxa and 1st tergite) always infusate. Abdomen black with lateral or ventral white flecks. Either hind legs \pm red, or hind tibia or tarsus white-flecked. Wings yellowish or subhyaline | 2 |
| - | Appendage to mesepisternum often mainly white. Abdomen \pm red-banded, without white flecks, or hind tibia and tarsus entirely black. Wings often \pm infusate | 4 |
| 2 (1) | Hind legs not marked with red | 3 |
| - | Hind legs partly red | 7 |
| 3 (2) | Wing membrane yellowish; stigma and venation yellowish brown. Hind tarsus black. EUROPE, ASIA MINOR, and SIBERIA to JAPAN <i>duodecimpunctata</i> (L.) | |
| - | Wing membrane subhyaline. Stigma and venation infusate. Hind tarsus with apical segments white. TRANSCAUCASIA and IRAN . <i>longitarsus</i> Konow | |
| 4 (3) | Hind coxa with a white fleck laterally or beneath | 5 |
| - | Hind coxa entirely black. EUROPE, S.W. ASIA to IRAN and SIBERIA <i>annulata</i> (Geoffroy) | |
| 5 (4) | ♂ with hind tarsus normal (4th segment much longer than broad in ventral view (Text-fig. 27). ♀ hypopygium only slightly emarginate apically each side | 6 |
| - | ♂ with hind tarsus swollen (4th segment scarcely longer than broad in ventral view) (Text-fig. 28). ♀ hypopygium excised apically each side of middle. C. TURKEY <i>oedipus</i> sp. n. (p. 194) | |
| 6 (5) | ♂ abdomen mainly black with white flecks below. Pubescence on head and thorax up to as long as diameter of an ocellus. Penis-valve Text-fig. 33. (♀ unknown). Mountains of E. TURKEY <i>hamata</i> sp. n. (p. 194) | |
| - | ♂ abdomen \pm red-banded and without white flecks below. Pubescence on head and thorax not longer than half diameter of an ocellus. Penis-valve as in Text-fig. 32. EUROPE, ASIA MINOR, to IRAN and SIBERIA <i>blanda</i> (Fabricius) | |

- 7 (2) Metepisternum with lower two-thirds shining and without surface sculpture apart from hair follicles. Frons shining between punctures and without a continuous medial groove. Wings subhyaline. ♂ with pale yellow front and middle femora and tibia strongly contrasting with its hind legs and with the red front and middle legs of the ♀. EUROPE, ASIA MINOR to N. IRAN *diversipes* (Schrank)

- Metepisternum dull with dense surface sculpture all over. Frons dull with dense surface sculpture and with a deep medial groove reaching from front ocellus to interantennal area.

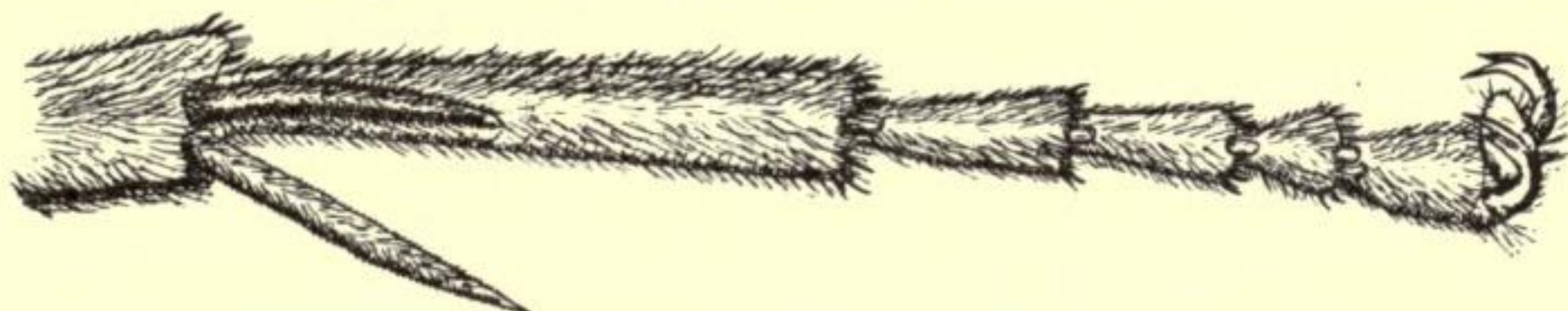
Wings uniformly slightly infusate. ♂ with front and middle femora and middle tibia reddish as in the hind legs and as in the ♀. IRAN

diaphenia sp. n. (p. 195)

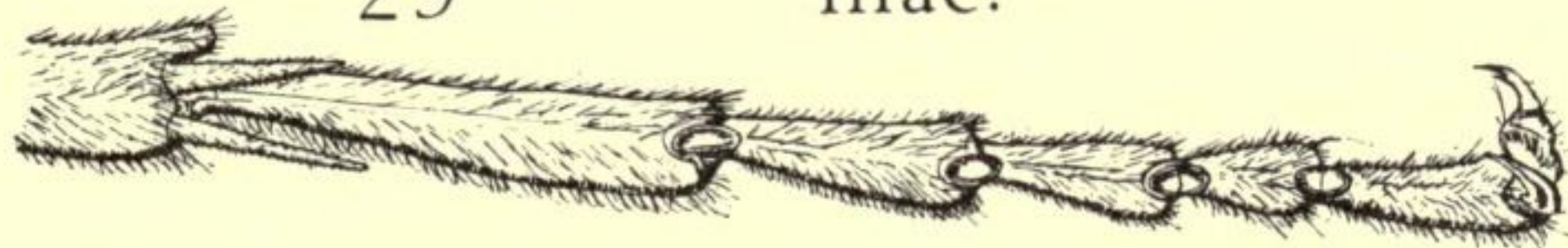
27 ham.



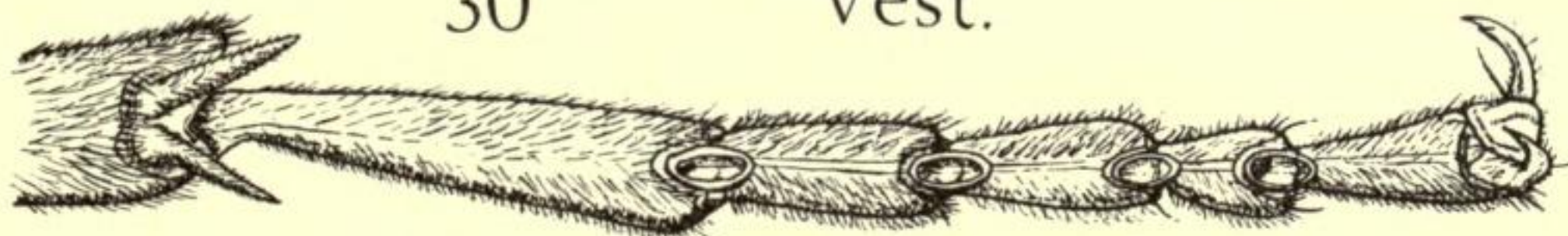
28 oed.



29 mac.



30 vest.



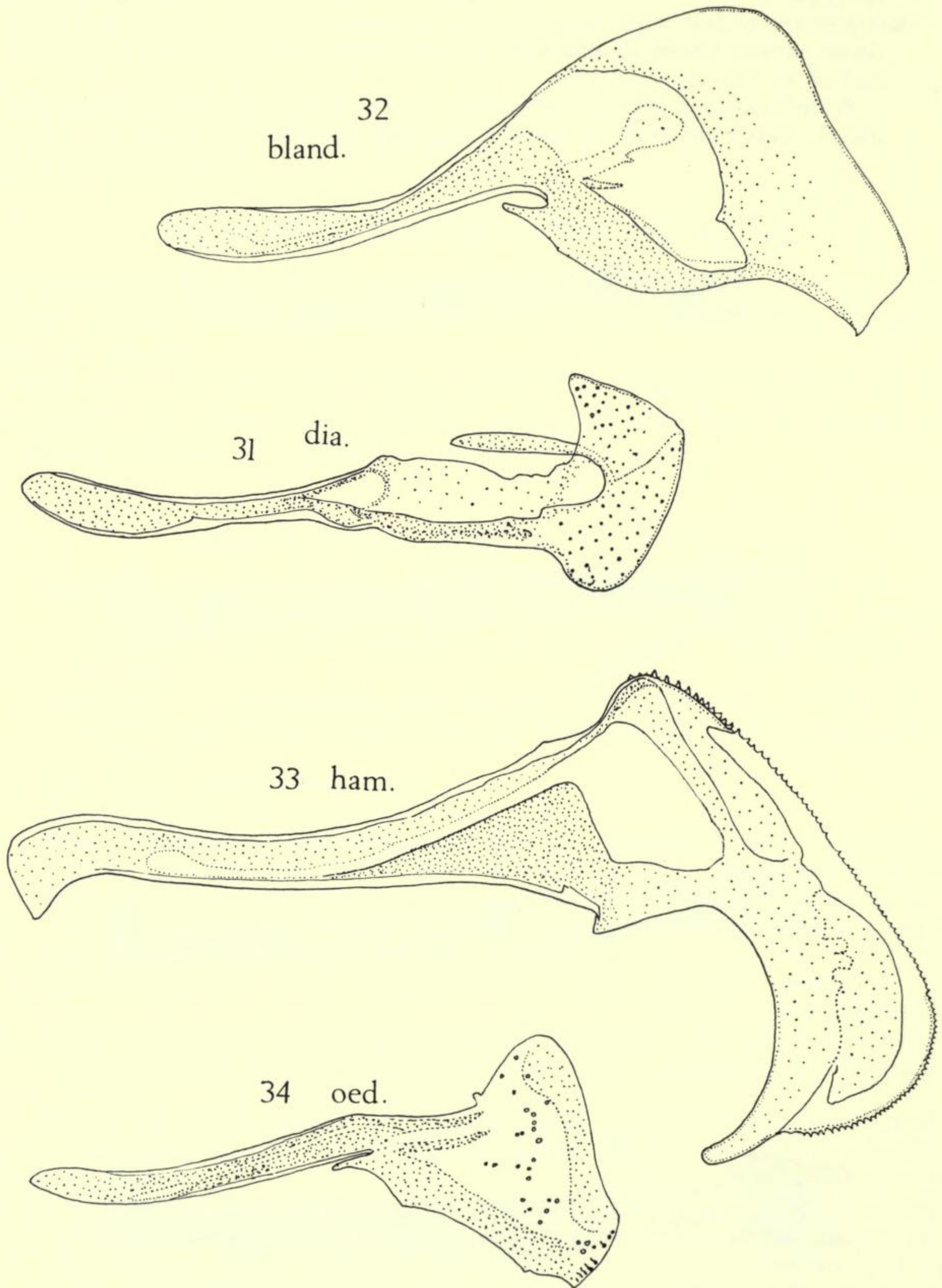
Backus

FIGS. 27-30. ♂ hind tarsus: 27, *Macrophyta hamata* sp. n.; 28, *M. oedipus* sp. n.; 29, *Tenthredo maculata*; and 30, *T. vestita*.

Macrophya duodecimpunctata (L.)

TURKEY, N.: Samsun (2 and 6).

EUROPE, TURKEY and SIBERIA to JAPAN.



FIGS. 31-34. *Macrophya* penis-valves in lateral view: 31, *diaphenia* sp. n.; 32, *blanda*; 33, *hamata* sp. n.; and 34, *oedipus* sp. n.

Macrophya longitarsus Konow

IRAN: Mazandaran, Chalus-Shahsavari coast of Caspian Sea. v-vi.1966 (*D. B. Baker*).

TRANSCAUCASIA and IRAN.

Macrophya annulata (Geoffroy)

TURKEY, C. and N.: Ankara (15); Samsun (9). 4 ♂, 2 ♀.

IRAN: Mazandaran, Chalus-Shahsavari coast of Caspian Sea, v.1966 (*D. B. Baker*).

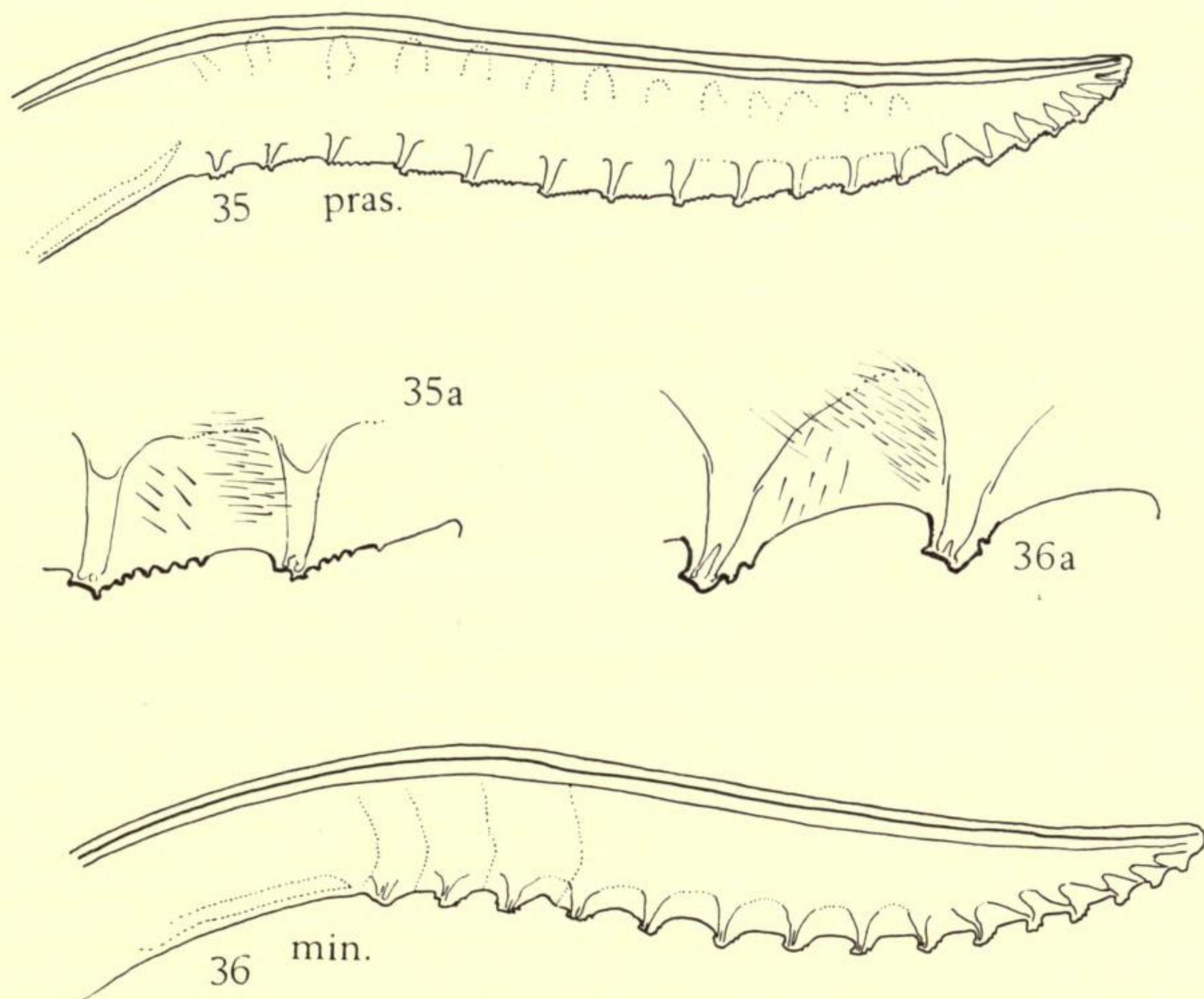
EUROPE, S.W. ASIA to IRAN and SIBERIA.

Macrophya blanda (Fabricius)

TURKEY, W., S., C., N.E. and E.: Usak, Bulgaz Dag Mts., Kizilcahaman, 1,000 m., 1 ♂, 2 ♀, 26.v-16.vi.1965 (Demelt Coll., Gembloux); Mersin (6, 7 and 14); Ankara (31 and 39); Amasya (3, 7, 9 and 13); Konya (3); Samsun (10); Giresun (2); Trabzon (3 and 15); Artvin (3); Erzurum (5, 6). 18 ♂, 48 ♀.

IRAN: Mazandaran, Chalus-Shahsavari Coast of Caspian Sea, v.1966 (*D. B. Baker*).

EUROPE, TURKEY, TRANSCAUCASIA, IRAN and SIBERIA.



FIGS. 35-36. *Macrophya* saws: 35, *prasinipes*; 36, *minerva* sp. n. 35a-36a. Enlarged 10th and 11th teeth from apex of saws: 35a, *prasinipes*; 36a, *minerva* sp. n.

****Macrophya oedipus* sp. n.**

(Text-figs, 28, 34)

♂. Black with tergites 3 and 4 and sometimes also 5, 6 and 7 \pm red laterally and the following parts white: labrum, \pm front of clypeus, posterior extra sclerite on metepisternum; front face of all coxae and \pm lateral fleck on hind coxae, front face of fore and middle femora and tibiae, front tarsus, most of middle tarsus (except line on back of basitarsus, and the claw-bearing segment) and lower edge of hind femur. Wings hyaline; stigma and venation black.

Length 9–11 mm.

Head with mouthparts normal; malar space about one-fourth of distance between antennal sockets; 3rd antennal segment about as long as $7 + 8 + 9$; frontal area not clearly defined; frontal groove running from front ocellus to interantennal area; hind ocelli closer together than from hind margin of head as $1.0 : 1.4$; and from eye margin as $1.0 : 2.3$.

Thorax with rounded convex mesoscutellum, medially carinate over posterior half and with minute extra appendage attached to posterior margin of metepisternum, which is dull medially with dense surface sculpture. Legs with swollen hind tarsus so that the 3rd tarsal segment in ventral view is almost as broad as long (Text-fig. 28). Claws bifid with the inner tooth longer and stouter than the end tooth. *Abdomen* normal with penis-valve as in Text-fig. 34.

Punctuation: Head very densely and coarsely punctured on the frontal area and though the punctures are sparse on the temples, the surface between the punctures is dull with dense coriaceous sculpture. On the thorax the punctures are smaller and more evenly spaced but the interspaces are likewise dull with dense coriaceous sculpture. Abdomen dull with dense transverse alutaceous sculpture.

Pubescence clothing whole of insect very short, nowhere exceeding about half diameter of an ocellus.

♀ as ♂ in colour but labrum and clypeus \pm infuscate, the front half of the mesoscutellum is white, the legs are black except for white as follows: a fleck on the underside of the fore and middle coxae and the side of the hind coxae, a line on the front of the fore femur, tibia and basitarsus and \pm on the apex of the middle femur. In structure as ♂ except for sexual segments; hypopygium emarginate behind each side of middle. *Length* 12–13 mm.

Holotype ♂. TURKEY, C.: Amasya, 500 m., 31.v.1959 (*K. M. Guichard*). B.M. (N.H.).

Paratypes. TURKEY, C.: Amasya, 500 m., 5 ♂, 1 ♀, 22–24.v.1959, 2 ♂, 2 ♀, 29.v.1959, 4 ♂, 1–2.vi.1959, 1 ♀, 6.vi.1959, 2 ♂, 1 ♀, 9.vi.1959, and 400 m., 6 ♂, 4 ♀, 30.v.1959 (*K. M. Guichard*). B.M. (N.H.).

****Macrophya hamata* sp. n.**

(Text-figs. 27, 33)

♂. Colour as in *M. oedipus* but that the clypeus is black except for its front margin, the fore and middle femora and tibiae are only lined with white in front, the hind coxae, though white-flecked below, have no lateral white fleck, the abdomen has the red reduced to at most a lateral fleck each side of the 2nd tergite, but has a white fleck on the hind lateral corners of each of the 3rd to 6th tergites, and white apical margins to the sternites. The pubescence is much longer than in *M. oedipus*, *blanda* and *annulata*; on head, mesonotum and mesopleura the hairs are up to as long as the diameter of an ocellus. Penis-valve as in Text-fig. 33. Otherwise as in *M. blanda*. ♀ unknown.

Holotype ♂. TURKEY: Artvin, above Artvin, 1,800 m., 6.vi.1962 (*K. M. Guichard* & *D. Harvey*). B.M. (N.H.).

Paratypes. 1 ♂ (same data), 1 ♂ (likewise but at 900 m.) and 1 ♂, TURKEY: Trabzon, Hamsikoy, 1,245 m., 22.v.1962 (*Guichard & Harvey*). B.M. (N.H.).

Macrophya diversipes Schrank

TURKEY, W., C., N.E. and E.: Mugla (8); Mersin (8); Ankara (9, 37 and 39); Corum (2); Amasya (1, 2, 3, 5 and 7); Artvin (2 and 6); Gumusane (1 and 10); Erzurum (1, 4, 5, 8, 10 and 11). 26 ♂, 41 ♀.

C. and S.E. EUROPE, TURKEY, TRANSCAUCASIA and N. IRAN.

Macrophya diaphenia sp. n.

(Text-fig. 31)

Macrophya orientalis Mocsáry; Benson, 1954, *nec* Mocsáry.

♂. Black with the following parts yellowish white: labrum, front half of clypeus, fore tibia and tarsus, apex and inner side of middle tibia, and middle tarsus (except apical segment); trochanters brown; red are the fore femur, middle femur and basal outer side of middle tibia, hind femur and tibia (except its extreme apex). Length 11–12 mm.

Wings brownish-infusate, paler towards base. Basal half of stigma and basal three-fourths of costa brown; rest of venation black.

Head contracted behind eyes. Malar space one-third as long as distance between antenna or diameter of front ocellus. Antenna with 3rd segment about as long as 4th and 5th. Frons with a deep medial groove reaching from front ocellus to interantennal area. Hind ocelli closer together than from hind margin of head as 1.0 : 1.7, and from eye margin as 1.0 : 2.0.

Thorax with slightly convex mesoscutellum, carinate medially for posterior half; metepisternum dull medially with dense surface sculpture and with a small posterior appendage.

Legs with hind tarsus swollen so that the 4th segment in ventral view is almost as long as broad.

Abdomen normal. ♂ penis (Text-fig. 31) not distinguished from that of *M. diversipes*.

Punctuation dense on head and thorax; interspaces shining on head, but on mesonotum and mesopleura the interspaces are dull with dense surface sculpture.

Pubescence dense all over insect and very short so that nowhere on head and mesonotum are the individual hairs as long as the diameter of an ocellus.

♀ as ♂ but the stigma of the fore wing is entirely yellowish brown and all the legs have the femur and tibia red and the trochanters and tarsus infusate, and the hind tarsal segments are not so swollen, the 4th being $\times 1\frac{1}{2}$ as long as wide in ventral view. Hypopygium slightly emarginate each side of middle. Saw not distinguished from that of *M. diversipes*.

Holotype. ♂. S.W. IRAN: Kuh Sefid, nr. Bazuft, (*Escalera Coll.*). B.M. (N.H.).

Paratypes. Same data, 3 ♂, 2 ♀; N. IRAN: Elburz Mountains, Mt. Demavend, 2,800 m., 1 ♀, vii.1966 (*L. G. Higgins*). B.M. (N.H.).

The *POSTICA*-group

Species with eyes converging in front and abdomen with at least a white band on the 1st tergite and lateral flecks on some of the others; at least front and middle legs, hind coxa and base of hind femora mainly yellow or orange.

KEY TO MALES AND FEMALES

- 1 *Either* mesonotum entirely dull with surface sculpture between fine punctures and front lobe usually with dark adpressed pubescence shorter than diameter of front ocellus *or* hind legs with tibia and tarsus mainly black. (♀ hypopygium strongly emarginate) 2
- Mesonotum with the interspaces between the punctures shining and the pubescence on the front lobes pale, and usually outstanding and longer than diameter of front ocellus; hind legs with tibia mainly yellow or orange 6
- 2 (1) Stigma of fore wing and hind tibia and tarsus mainly orange or yellow (except in ♂ *aphrodite*). Pubescence short, dark and adpressed on front lobe of mesonotum 3
- Stigma of fore wing and hind legs mainly black (subsp. *arpaklena* Ushinskiĭ, from TURKESTAN and N. IRAN has ♀ hind tarsus with segments 2-4 white as in ♂, and abdomen with pale flecks reduced). EUROPE, N. AFRICA, ASIA MINOR to TURKESTAN *montana* (Scopoli)
- 3 (2) Head above dull with dense surface sculpture between punctures. Post-tergite of scutellum longer medially than a cencher 4
- Head above shining between punctures, which are very sparse and obsolescent on middle of temples. ASIA MINOR to S.W. IRAN †*cyrus* Benson
- 4 (3) Costa of fore wing infusate, darker than the yellow stigma. Scutellum with depressed posterior third dull with dense sculpture and with anterior two-thirds shining between sparse punctures 5
- Costa of fore wing coloured the same as the yellow stigma. Scutellum with the posterior half dull with dense sculpture and the anterior half shining between scattered punctures. LEBANON, ISRAEL, TRANSCAUCASIA and IRAN *ottomana* Mocsáry
- 5 (4) Temples between postocellar region and eyes dull, with surface sculpture between the dense punctures: ♂ hind tibia mainly orange and brown. C. and S.E. EUROPE and TURKEY *postica* (Brullé)
- Temples between postocellar region and eyes with shining interspaces between scattered punctures; ♂ hind tibia mainly black. CYPRUS †*aphrodite* Benson
- 6 (1) Stigma of fore wing darker apically than basally. Hind tarsus black. ♀ hypopygium not emarginate each side 7
- Stigma of fore wing unicolorous brown. Hind tarsus reddish brown. ♀ hypopygium strongly emarginate behind each side of middle. S.E. EUROPE and TURKEY *superba* Tischbein
- 7 (6) Abdominal segments of ♀ ringed with pale apical margins to tergites and sternites; ♂ abdomen yellow above, except for the bases of the tergites medially, and entirely yellow laterally and ventrally. Saw with shallow teeth (Text-fig. 35 and 35a). TRANSCAUCASIA *prasinipes* Konow
- Abdomen in ♀ black except for the yellow apical margins of the tergites medially; (♂ unknown). Saw with prominent teeth (Text-figs. 36 and 36a). GREECE *minerva* sp. n. (p. 197)

Macrophya montana montana (Scopoli)

TURKEY: Amasya (2, 5 and 7); Samsun (10); Sivas (3); Rize (8). 12 ♂, 14 ♀. (Ssp. *arpaklena* Ushinskij in TURKESTAN and N. IRAN, Mazandaran on the Caspian Sea Coast, iv-v. 1965-1966 (D. B. Baker)).

EUROPE, N. AFRICA, TURKEY, TRANSCAUCASIA, IRAN and TURKESTAN.

*†*Macrophya cyrus* Benson, 1954

TURKEY, C. and E.: Amasya (1, 2, 3 and 7); Nigde (4); Gumusane (13); Erzurum (1, 4, 5, 6 and 8). 51 ♂, 49 ♀.

TURKEY and S.W. IRAN.

Macrophya ottomana Mocsáry

LEBANON, ISRAEL, TRANSCAUCASIA and IRAN.

Macrophya postica (Brullé)

TURKEY, S.W., S.C., N., N.E. and E.: Aydin (1 and 2); Mugla (2, 5 and 7); Antalya (5 and 89); Mersin (1, 2 and 4); Ankara (12); Amasya (1, 2, 5, 7 and 14); Sinop (3 and 4); Samsun (10); Artvin (6); Gumusane (13); Erzurum (4). Many ♂ and ♀.

†*Macrophya aphrodite* Benson, 1954

CYPRUS.

Macrophya superba Tischbein

TURKEY, N., C., N.E. and E.: Izmit, Alem Dag, 600 m., 1 ♀, 26–30.vi.1966 (Demelt Coll. Gembloux); Ankara (21, 35 and 39); Cankiri, Isik Dag, 1,200 m., 2 ♀, 25.vi.1966 (Demelt Coll. Gembloux); Amasya (1, 2, 3 and 7); Nigde (5); Artvin (2) Gumusane (1); Erzurum (4). 35 ♂, 42 ♀.

S.E. EUROPE and TURKEY.

Macrophya prasinipes Konow

TRANSCAUCASIA.

Macrophya minerva sp. n.

(Text-figs. 36, 36a)

♀. *Black* with the following parts yellowish white: palps of mouthparts, labrum, clypeus, hind margin of pronotum, tegula (except at base), apices of coxae, trochanter, upper outer face of hind coxa, femora (except small inner basal fleck) and tibiae of all legs (except apex of hind pair) and fore and middle tarsus (except for broken black line on inner side), apical margin of 1st tergite and lateral dorsal margin of 3rd and following tergites.

Wings subhyaline; base of stigma, base of C, and Sc (front half of Sc + R); rest of venation piceous becoming paler at extreme base. Length: 11 mm.

Head normal, slightly contracted behind eyes. Malar space about as long as 2 facets of compound eye. Flagellar segments of antenna all longer than broad. Occipital carina complete. Posterior ocelli about as far apart as from occipital carina (POL = OOCL); and closer together than from nearest compound eye margin (POL: OOL = 1.0 : 1.5).

Thorax normal, without the extra metepisternal sclerite between the hind coxa and 1st tergite. Mesoscutellum slightly convex.

Abdomen normal; hypopygium only slightly emarginate each side. Saw (Tet-xfigs. 36 and 36a).

Punctuation. Head shining with dense punctures on frons, inner orbits and postocellar region but becoming obsolescent on temples and finer and denser on outer orbits. Thorax shining between punctures \pm as far apart as their diameters, though more widely spaced on the middle of the mesoscutellum and much denser on the underthorax. Abdomen densely alutaceous transversely.

Pubescence on head and thorax dense and pale and up to about as long as twice the diameter of a hind ocellus; on abdomen about half this length and pale and dense and recumbent.

Holotype ♀. GREECE: Soufli, 1 ♀, 5.v.1960 (*Guichard & Harvey*). B.M. (N.H.). Distinguished from other members of the *postica*-group in the key above.

NEMATINAE

CLADIINI

Cladius pectinicornis (Geoffroy)

TURKEY, N. and C.: Samsun (6 and 21); Amasya (2, 3 and 5); Tokat (4). 4 ♂, 4 ♀.

EUROPE, N. AFRICA, SIBERIA to JAPAN, TRANSCAUCASIA, N. IRAN and HIMALAYAS.

Cladius ordubadensis Konow

GREECE: Samothrace, Therme, 3 ♂, 1 ♀, 16.viii.1962 (*Guichard & Harvey*).
CRIMEA, CYPRUS, LEBANON and TRANSCAUCASIA.

Priophorus morio Lepeletier

EUROPE, TRANSCAUCASIA, IRAN, SIBERIA, to JAPAN and N. AMERICA.

Priophorus pallipes Lepeletier

EUROPE, TRANSCAUCASIA, SIBERIA to JAPAN and N. AMERICA.

Priophorus rufipes Lepeletier

Priophorus ulmi (L.) Konow, nec L.

EUROPE, TURKEY, TRANSCAUCASIA.

Trichiocampus viminalis (Fallén)

EUROPE, TRANSCAUCASIA, SIBERIA to JAPAN and N. AMERICA.

PSEUDODINEURINI

Pseudodineura fuscula (Klug)

EUROPE, TRANSCAUCASIA and SIBERIA.

HOPLOCAMPINI

HOPLOCAMPA Hartig

The species of this genus segregate naturally into 3 distinct groups, all feeding as larvae in the fruits of Rosaceae: two groups attached to the Prunoidea and one to the Pomoidea. Unfortunately the major group characters, the shape of the clypeus, the direction of the inner eye-margins and the pubescent clothing of the under-thorax, have not been mentioned in previous descriptions, and it is not therefore always possible to place species I have not examined.

KEY TO SPECIES-GROUPS

- 1 Clypeus broadly and shallowly emarginate in front to a depth less than half total length of clypeus, or (i.e. *flava*) mesepisternum densely pubescent all over and eyes large so that they are closer together in front than $1\frac{1}{4}$ times their own greatest length. Attached to *Prunus* (Prunoidea) 2
- Clypeus deeply excised in front to a depth of at least half the total clypeal length. Lower mesepisternum and mesosternum at least partly glabrous (with areas devoid of hair follicles). Eyes always further apart in front than $1\frac{1}{4}$ times their length. Attached to Pomoidea: Eurasian species: *alpina* Zetterstedt (*Sorbus*); *aviae* Benson (*Sorbus*); *brevis* Klug (*Pyrus*); *crataegi* Klug (*Crataegus*); *ephippiata* Konow (*Malus*), *pectoralis* Thomson (*Crataegus*); *plagiata* Klug (*Amelanchier*); *pyricola* Rohwer (*Pyrus*); ? *sino-birmana* Malais; *testudinea* Klug (*Malus*) (Text-fig. 39).
Nearctic species (apart from introductions): *alpestris* Rohwer (*Amelanchier*); *bioculata* Rohwer (*Amelanchier*); *halcyon* Norton (*Amelanchier*); *montanicola* Rohwer (*Amelanchier*); *oskina* Ross (*Crataegus*); *pallipes* Macgillivray (*Amelanchier*); *ritcheri* Ross (*Crataegus*); and *texas* Ross (*Crataegus*)
testudinea-group
- 2 (1) Eyes strongly diverging in front (where they are further apart than $1\frac{1}{2}$ times their length). Mesepisternum below and mesosternum mainly glabrous. Nearctic species: *idaho* Ross; *lacteipennis* Rohwer (Text-fig. 38); *marlatti* Rohwer; *nalema* Ross; ? Ashmead **oregonensis-group**
- Eyes subparallel in front (where they are closer together than $1\frac{1}{2}$ times their length). Mesepisternum and mesosternum densely pubescent.
Eurasian species: *chrysorrhoea* Klug; *flava* L.; ? *formosana* Malaise; *minuta* Klug; *prunicola* sp. n.; *rutilicornis* Klug (Text-fig. 37).
Nearctic species: *cookei* Clarke; *oskima* Ross **flava-group**

Hoplocampa testudinea (Klug)

EUROPE, TURKEY and TRANSCAUCASIA.

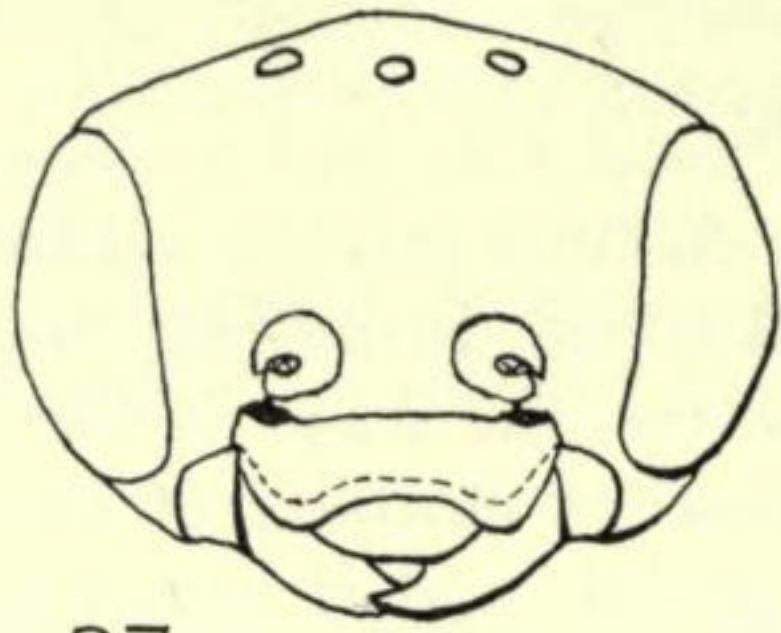
Hoplocampa brevis (Klug)

EUROPE and TRANSCAUCASIA.

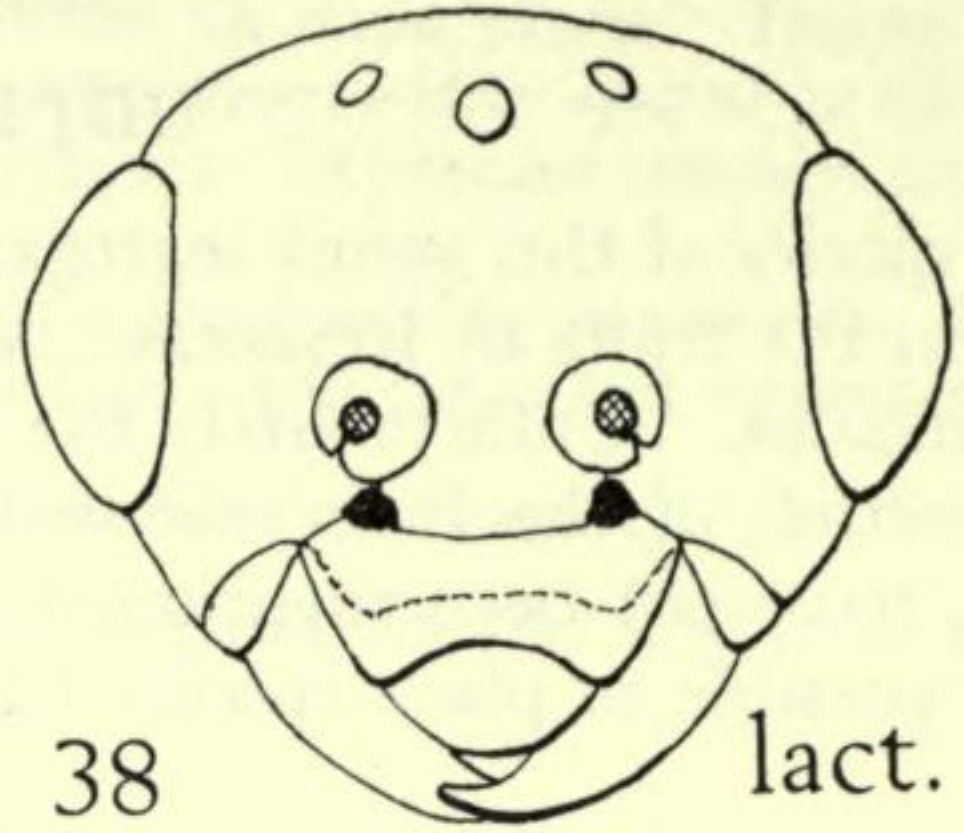
**Hoplocampa crataegi* (Klug)

TURKEY, W.: Bursa (1 and 3). 8 ♂, 9 ♀ from *Crataegus* blossom.

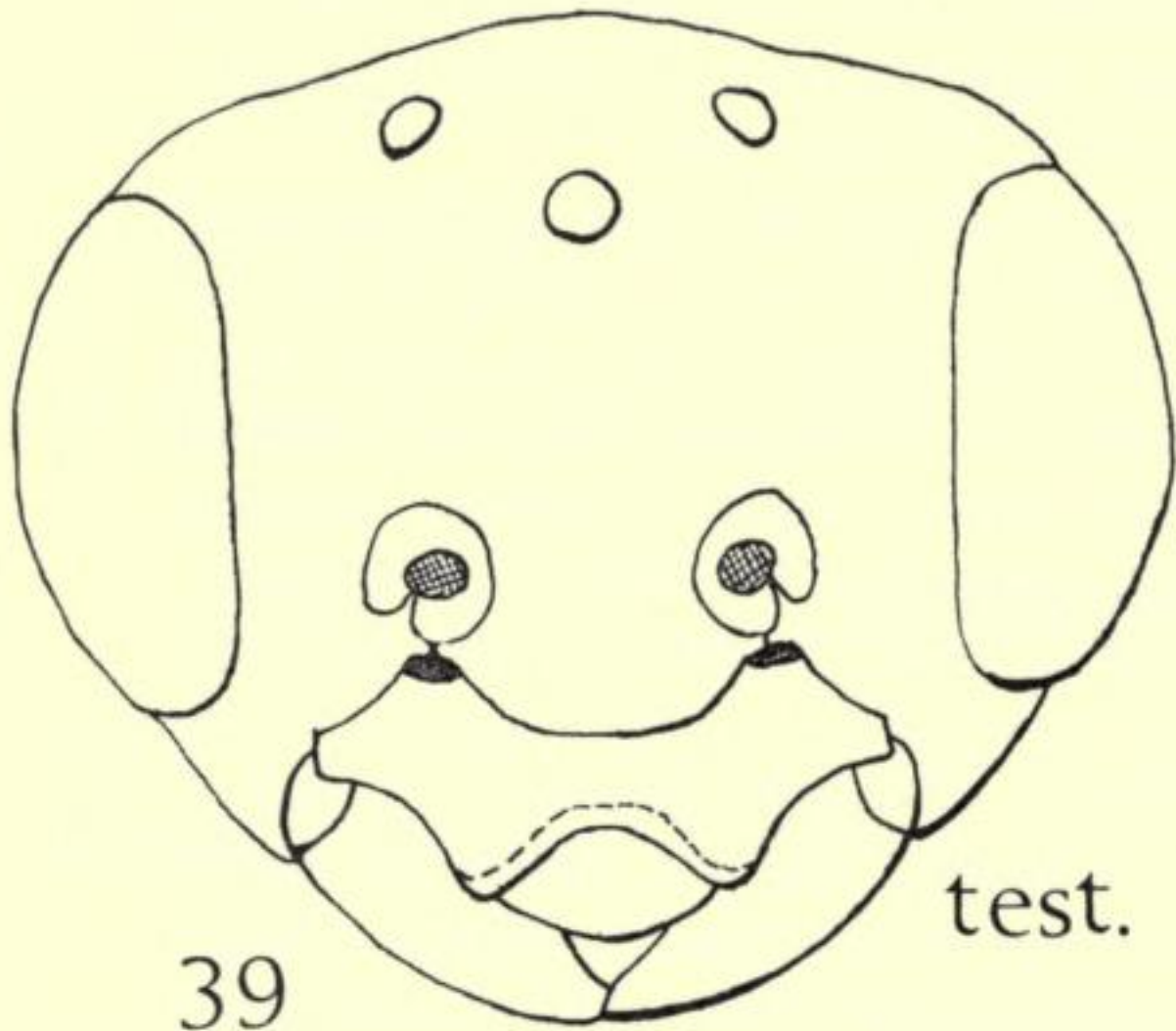
A very dark form in which in the ♀ the antenna, postocellar region and occiput



37 rut.

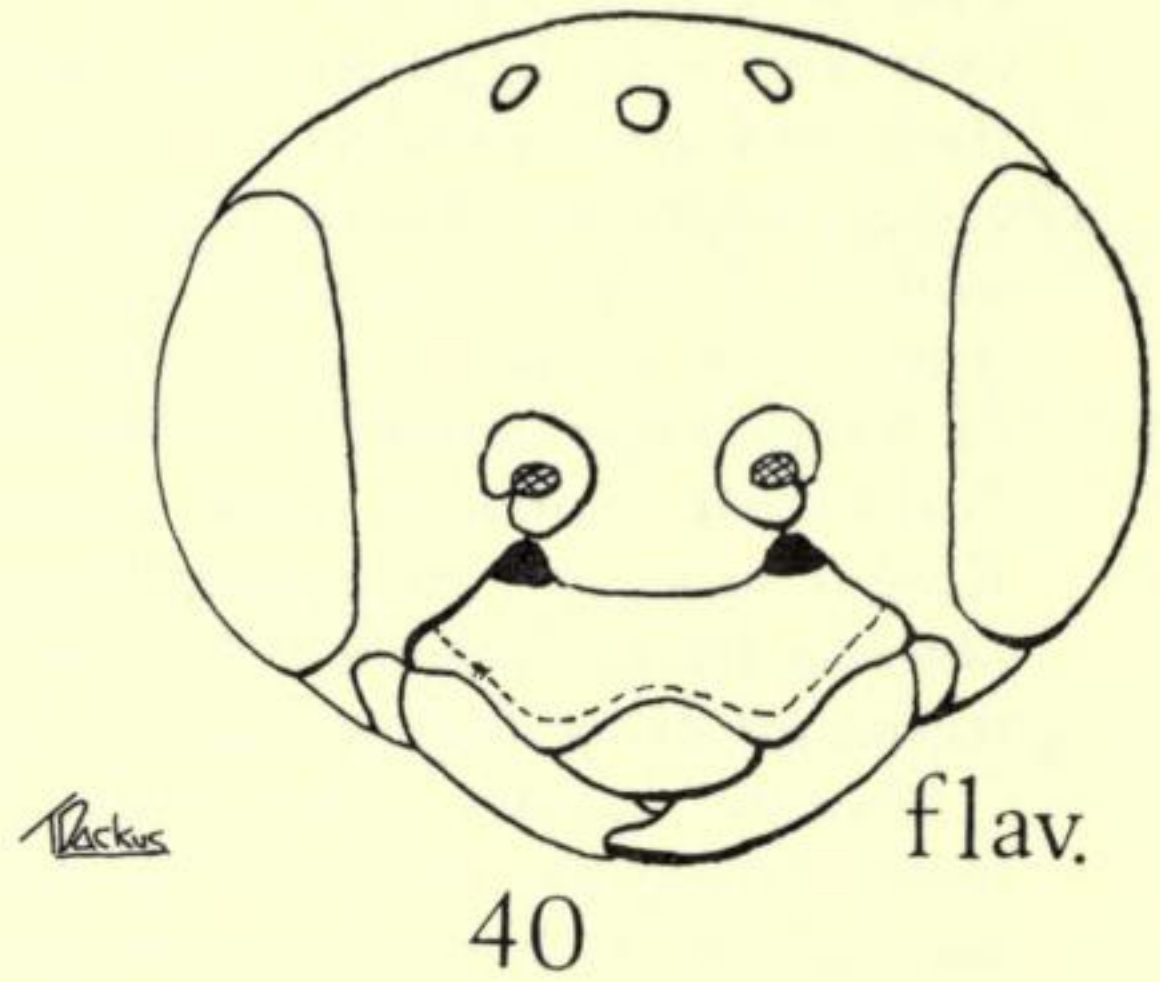


38 lact.



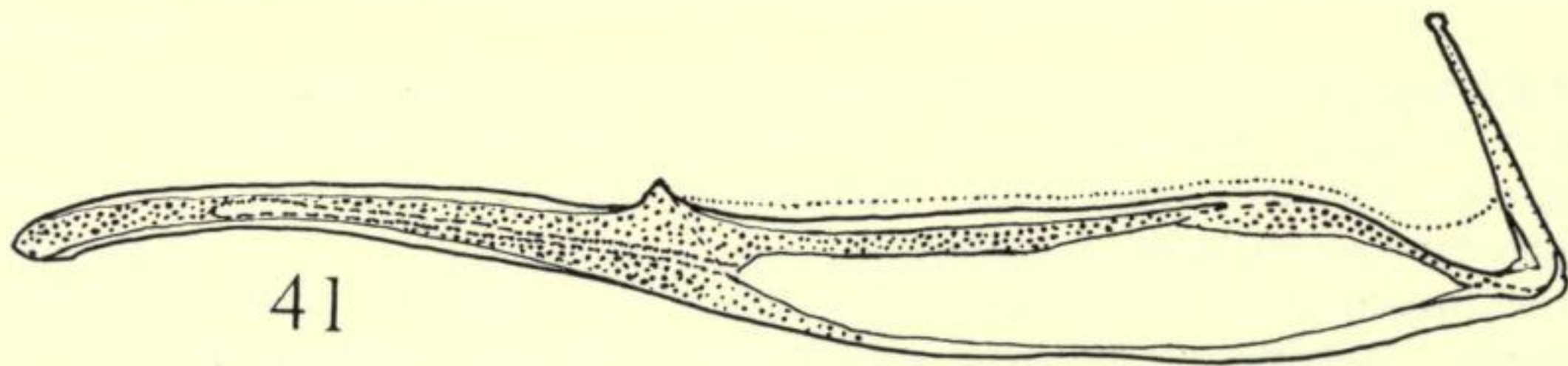
39

test.

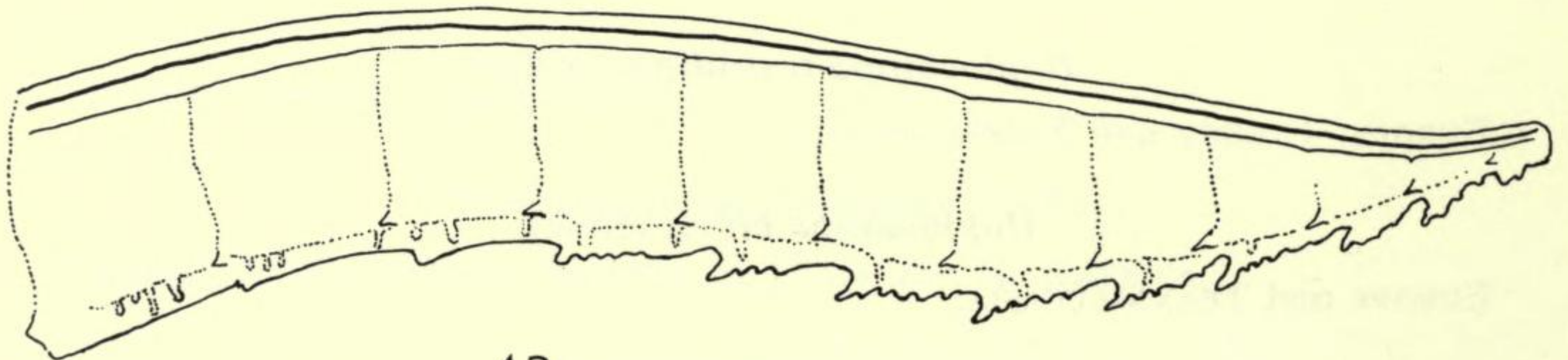


40

flav.



41



42

FIGS. 37-42. 37-40. *Hoplocampa* faces: 37, *rutilicornis*; 38, *lacteipennis*; 39, *testudinea*; and 40, *flava*. 41-42. *Hoplocampa prunicola* sp. n.: 41, penis-valve; and 42, saw.

of head, almost the entire mesonotum and the hind tibia are black and the stigma of the fore wing is slightly infusate basally.

C. and S. EUROPE and TURKEY.

***Hoplocampa pectoralis* Thomson**

N. IRAN: Mazandaran, Pankaj Rostaq, 1 ♀, 29.iv.1967 (*D. B. Baker*).

EUROPE, TRANSCAUCASIA and N. IRAN.

***Hoplocampa flava* (L.)**

TURKEY, S.: Antalya (II). 1 ♂ at flowers of *Prunus insititia* L.

EUROPE, ISRAEL, TURKEY and TRANSCAUCASIA.

****Hoplocampa prunicola* sp. n.**

(Text-figs. 41, 42)

♀. Reddish yellow with the following parts black or piceous: ocellar region, front edge and hind margin of pronotum, middle line of front mesonotal lobe, most of lateral mesonotal lobes, middle line and hind edge of scutellum and its post-tergite, mesepimeron and metepimeron above, sclerotised parts of 1st-3rd tergites, and following tergites above. Wings hyaline; stigma and venation very pale brown. Length 4 mm.

Head with clypeus evenly emarginate in front to depth of about one-third of its total length. Eyes subparallel in front and closer than $1\frac{1}{2}$ times their own greatest measure apart in front (1.4 : 1.0). Hind ocelli further apart than from hind margin of head as 1.0 : 0.6, and from eye margin as 1.0 : 0.8 (= POL : OOL).

Thorax normal but with medial suture of front mesonotal lobes obsolescent.

Abdomen with hypopygium but slightly emarginate each side and ovipositor scarcely as long as hind-femur, without 2nd trochanter, and much shorter than hind tibia. Saw as in Text-fig. 42. *Pubescence* pale and evenly spread over head and thorax, much shorter than diameter of front ocellus.

Punctuation: surface of head and thorax shining between shallow follicles; abdomen shining with faint alutaceous surface sculpture.

♂ as ♀ but with black more extensive to cover \pm postocellar region and edges of frontal area and occiput of head, the whole of the thorax except the pronotum and tegula, and the whole of the abdomen except the hypopygium; penis-valve as in Text-fig. 41.

Holotype ♀. TURKEY: Izmit, Karamursel, 1 ♀, 23.iii.1961 on *Prunus* (*H. Birkadesler*). B.M. (N.H.).

Paratypes. Same data, 3 ♂, 2 ♀. B.M. (N.H.).

This species is very closely related to *H. chrysorrhoea* Klug, from which it is distinguished by the almost entirely yellow head in the female and beaked penis-valve in the male (c.f. Text-fig. 41 with Benson, 1958, fig. 398 etc.); in the form of its penis-valve it would appear more to resemble *H. minuta* Klug.

The type of the Siberian species, *H. ephippiata* Konow (♂), was borrowed for comparison but this species was found to be scarcely separable structurally, including the penis-valve, from *H. pectorialis* Thomson.

DINEURINI

Caulocampus necopinus Zhelochovtsev

TRANSCAUCASIA.

NEMATINI

**Stauronematus compressicornis* (Fabricius)

TURKEY, C., N.E. and E.: Corum (2); Amasya (13); Rize (1); Trabzon (6 and 9); Gumusane (2). 4 ♂, 3 ♀.

HOLARCTIC species.

Pristiphora abbreviata (Hartig)

CYPRUS: Pera Pedi, 700 m., 1 ♀, 4.iv.1952 (*G. A. Mavromoustakis*).

C. and S. EUROPE and TRANSCAUCASIA, introduced into N. AMERICA.

Pristiphora subbifida (C. G. Thomson)

TURKEY, N.: Samsun, 1 ♀, 20.vii.1959 (*Guichard*).

EUROPE and TURKEY.

Pristiphora conjugata (Dahlbom)

TURKEY, C.: Kula, 2 ♀, vi.1952 (Plant. Protection Institute), "Larva on poplar".

EUROPE, ASIA MINOR, SIBERIA to JAPAN.

Pristiphora fulvipes (Fallén)

TURKEY, N. and N.E.: Samsun (8); Trabzon (4). 2 ♀.

EUROPE, ASIA MINOR, TRANSCAUCASIA and SIBERIA.

Pristiphora sp. near *fulvipes*

TURKEY: Trabzon (12).

Pristiphora crassicornis (Hartig)

TURKEY: Zonguldak (1); Artvin (3). 2 ♂.

EUROPE and TURKEY.

**Pristiphora rufipes* Lepeletier

TURKEY: Tokat (1). 1 ♀.

HOLARCTIC.

****Pristiphora ambigua*** (Fallén)

TURKEY: Giresun (7). 2 ♂, 20 ♀.

N. and C. EUROPE and ASIA MINOR.

****Amauronematus sternalis*** Enslin

TURKEY, C.: Ankara (13) (Beynam Forest, 1,000 m.). 2 ♀.

EUROPE, TURKEY and SIBERIA.

****Nematinus luteus*** (Panzer)

TURKEY, C. and N.E.: Tokat (3); Rize (3). 1 ♂, 2 ♀.

EUROPE and TURKEY.

Euura mucronata (Hartig)

EUROPE, TRANSCAUCASIA, SIBERIA, HIMALAYAS and N. AMERICA.

****Phyllocolpa puella*** (C. G. Thomson)

TURKEY, N.E.: Giresun (2). 1 ♀.

EUROPE and TURKEY.

Phyllocolpa leucosticta (Hartig)

TURKEY, E.: Gumusane (Soganli Gecidi at 1,800 m.). 2 ♂, 3 ♀.

EUROPE, TURKEY, TRANSCAUCASIA and SIBERIA.

Pontania vesicator (Bremsi-Wolf)

EUROPE and TRANSCAUCASIA.

Pontania bridgmanii (Cameron)

EUROPE and TRANSCAUCASIA.

Pontania viminalis (L.)

EUROPE and TURKEY.

Pontania dolichura (C. G. Thomson)

Subarctic-Subalpine EUROPE, TRANSCAUCASIA, SIBERIA, N. AMERICA.

Croesus septentrionalis (L.)

TURKEY, N.E.: Trabzon (14). 1 ♀.

EUROPE and TURKEY.

****Croesus varus*** (Villaret)

TURKEY, N.E.: Rize (1). 2 ♀.

HOLARCTIC.

****Nematus lucidus*** (Panzer)

TURKEY, N.E.: Artvin (3). 1 ♂.

EUROPE, CYPRUS and TURKEY.

Nematus salicis (L.)

EUROPE and TRANSCAUCASIA.

Nematus ribesii Scopoli

EUROPE and TRANSCAUCASIA, introduced into N. AMERICA.

Nematus myosotidis (Fallén)

TURKEY, C., N., N.E. and E.: Amasya (13); Samsun (6 and 11); Giresun (7); Trabzon (7, 9, 15 and 16); Gumusane (3). 7 ♂, 9 ♀.

EUROPE, ASIA MINOR, W. SIBERIA.

****Nematus oligospilus*** (Förster)

TURKEY, C. and N.E.: Ankara (32); Trabzon (9); Rize (1). 1 ♂, 2 ♀.

HOLARCTIC to HIMALAYAS.

****Nematus viridis*** (Stephens)

TURKEY (N.E.): Trabzon (14 and 15); Rize (5). 1 ♂, 2 ♀.

EUROPE and ASIA MINOR.

Pachynematus rumicis (L.)

EUROPE, IRELAND, TRANSCAUCASIA, SIBERIA and ALASKA.

****Pachynematus obductus*** (Hartig)

TURKEY, N.E.: Trabzon (18). 1 ♀.

HOLARCTIC species reaching ICELAND and GREENLAND.

Pachynematus vagus (Fabricius)

TURKEY, C. and N.E.: Tokat (1); Trabzon (4). 2 ♀.

HOLARCTIC species.

**Pachynematus ? clitellatus* (Lepeletier)

TURKEY (E.): Erzurum, Cakmak mountains, 2,200 m., 1 ♀, 24.v.1960 (E. S. Brown).

EUROPE and ASIA MINOR.

REFERENCES

- BENSON, R. B. 1930. Nine Sawflies requiring new names. *Entomologist* **63** : 107.
- 1936. A new species of *Mocsarya* Konow from Syria (Hymenoptera Symphyta). *Proc. R. ent. Soc. Lond.* (B) **5** : 2-3.
- 1938. European Sawflies of the genus *Xyela* Dalman (sens. lat.) (Hymenoptera Symphyta). *Proc. R. ent. Soc. Lond.* (B) **7** : 32-36, figs. 1-5.
- 1943. Studies in Siricidae. . . . *Bull. ent. Res.* **34** : 27-51, 17 figs., 3 tables.
- 1946. Classification of the Cephidae. *Trans. R. ent. Soc. Lond.* **96** : 89-108, 39 figs.
- 1951-58. Hymenoptera Symphyta. *Handbk. Ident. Br. Insects* **6** (2a-c) : 1-252, 815 figs.
- 1954. Some Sawflies of the European Alps and the Mediterranean Region (Hymenoptera : Symphyta). *Bull. Br. Mus. nat. Hist.* (Ent.) **3** (7) : 267-296, 31 figs.
- 1955. Sawflies (Hymen. Symphyta) of Israel. *Bull. Res. Coun. Israel* B, **4** : 451-456.
- 1956. Studies in Dolerini (Hymenoptera : Symphyta). *Proc. R. ent. Soc. Lond.* (B) **25** : 55-63, 16 figs.
- 1958a. Sawflies (Hymenoptera Symphyta) of the Apennine Mountains of Italy. *Memorie Mus. civ. Stor. nat. Verona* **6** : 321-325.
- 1959. Revision of the European Sawflies of the *Tenthredo arcuata*-complex (Hymenoptera Tenthredinidae). *Proc. R. ent. Soc. Lond.* (B) **28** : 93-102, figs. 1-11.
- 1962. A revision of the Athaliini (Hymenoptera : Tenthredinidae). *Bull. Br. Mus. nat. Hist.* (Ent.) **11** (7) : 333-382, 58 text-figs.
- 1965. The Classification of *Rhogogaster* Konow (Hymenoptera : Tenthredinidae). *Proc. R. ent. Soc. Lond.* (B) **34** : 105-112, figs. 1-21.
- 1966. A new genus of the Lycaotini (Blennocampinae) in Turkey (Hymenoptera Tenthredinidae). *Proc. R. ent. Soc. Lond.* (B) **35** : 75-77, 6 figs.
- BYTINSKI-SALZ, H. 1956. Coleoptera and Hymenoptera from a journey through Asia Minor. 1. *Istanb. Üniv. Fen. Fak. Mecm.* (B) **21** (4) : 211-229 (221).
- CONDÉ, O. 1934. Versuch einer Revision einiger mitteleuropäischen *Aprosthemata*-Arten (Hymenoptera, Tent.). *Folia zool. hydrobiol.* **7** : 20-30.
- DADURIAN, A. B. 1958. [On the horntail and sawfly fauna of Armenia.] *Izv. Akad. Nauk armyan. SSR* **11** : 91-101.
- DALLA TORRE, K. W. VON. 1894. *Catalogus Hymenopterorum* **1**. Lipsiae.
- DOVNAR-ZAPOLSKIĀ, D. P. 1930. Neue oder wenig bekannte Chalastogastra. *Russk. ent. Obozr.* **24** : 86-94.
- 1931. Ein Uebersicht ueber die Blattwespen des Nord-Kaukasischen Gebietes (Hym. Symphyta). *Izv. sev.-Kavkaz. Kraev. Sta. Zash. Rast.* **6-7** : 33-62, 10 figs., 2 tables.
- ENSLIN, E. 1910. Das Tenthrediniden-Genus *Allantus* Jur. *Russk. ent. Obozr.* **10** : 335-372.
- 1912-18. Die Tenthredinoidea Mitteleuropas, 1-7. *Dt. ent. Z., Beihefte*, **1912-1917**.
- 1920. Die Blattwespengattung *Tenthredo* L. (*Tenthredella* Rohwer). *Abh. zool.-bot. Ges. Wien* **11** : 1-96.
- 1927. Die Tenthrediniden (Hymenoptera) der Kamtschatka-Expedition, 1908-1909. *Ezheg. zool. Muz.* **37** (1926) : 363-381.
- ERMOLENKO, V. M. 1964. [A Study of the Hymenoptera Symphyta of Ukrainian Woodlands]. *Trudy Inst. Zool., Kyiv* **20** : 98-119.
- FORSIUS, R. 1919. Über einige von Bequaert in Nord Afrika gesammelte Tenthredinoidea. *Öfvers finska VetenskSoc. Förh.* **60 A** (13) : 1-11 (2).
- 1930. Über die von Mag. phil. Hakan Lindberg in Spanien gesammelten Tenthrediniden. *Commentat. biol.* **3** (15) : 1-6.

- GUICHARD, K. M. & HARVEY, D. H. 1967. Collecting in Turkey 1959, 1960 and 1962. *Bull. Br. Mus. nat. Hist. (Ent.)* **19** (4) : 223-250.
- GUSSAKOVSKIĬ, V. V. 1935-1947. *Fauna SSSR. Insectes Hyménoptères. Chalastogastra*, **1** : 1-452, 82 figs. **2** : 1-234, 121 figs.
- KERENSKIĬ, H. N. 1926. [Sawflies and Horntails of Rostov-on-Don. *Proc. N. Cauc. Peoples University* **9**]; [not seen] vide Dovnar-Zapolskiĭ, 1931.
- KONOW, F. W. 1899. Chalastogastrorum novae species et varietates, quas D. Escalera ex Asia Minor reportavit. *Actas Soc. esp. Hist. nat.* (2) **8** : 203-207.
- 1905. Lydidae, Siricidae and Tenthredinidae. *Genera Insect.* **27-29**.
- 1908. Lydidae. Blattwespen aus Tibet. *Ezheg. Zool. Muz.* **13** : 9-25.
- KUZNETZOV-UGAMSKIĬ, N. N. 1929. Tenthredinologische Notizen (Hymenoptera Tenthredinoidea). *Zool. Anz.* **80** : 49-55.
- MALAISE, R. 1935. New Genera of Tenthredinoidea and their Genotypes (Hymen.). *Ent. Tidsk.* **56** : 160-178.
- 1945. Tenthredinoidea of South-East Asia, with a general zoogeographical review. Subfamily Tenthredininae. *Opusc. ent. Supplementum* **4** : 1-288, plates I-XX, figs. 1-57.
- 1964. New Genera and Species of the Subfamily Blennocampinae (Hym. Tenthred.). *Ent. Tidsk.* **85** : 20-39, figs. 1-3.
- MATSUMURA, F. 1911. Erster Beitrag zur Insekten-Fauna Sachalin. *J. Coll. Agric. Hokkaido imp. Univ.* **4** : 1-145, 2 plates.
- MAXWELL, D. E. 1955. Comparative Internal Larval Anatomy of Sawflies (Hymenoptera Symphyta). *Can. ent., Supplement* **1** : 1-132, figs. 1-153.
- MUCHE, W. H. 1962. Die Tenthredinidae (Hym.), meiner Anatolienausbeute ii. *Reichenbachia* **1** : 17-20.
- 1964. Beitrag zur Kenntnis der Blattwespen Bulgariens mit Beschreibung einer neuen *Amasis*-Art. *Ent. Z. Frankf. a.M.* **74** : 17-24.
- 1964a. *Dolerus asper megapteroides* nov. ssp. (Hymenoptera Symphyta). *Reichenbachia* **4** : 31-33.
- PIC, M. 1916. Hyménoptères nouveaux d'Orient et du nord de l'Afrique. *Échange* **32** : 23-24.
- 1917. Notes Hyménoptérologiques. *Échange* **33** hors texte : 1-4.
- 1918. Description diverses de Tenthredinides et notes. *Échange* **34**, hors texte : 1-4.
- 1925. Hyménoptères nouveaux. *Échange* **41** : 12-15.
- ROSS, H. H. 1951. In MUESEBECK, C. F. W., KROMBEIN, K. V. & TOWNES, H. K. Hymenoptera of N. America north of Mexico, Synoptic Catalog. *Agriculture Monogr.* **2**, 1420 pp.
- WEIFFENBACH, H. 1967. Eine neue *Rhogogaster* aus Kleinasien. *NachrBl. Bayer. Ent.* [In press].
- ZHELOCHOVTSEV, A. 1928. Über paläarktische Dolerinae. *Zool. Anz.* **79** : 105-112.
- 1941. On the Sawflies of Armenia. *Sb. Trud. gos. zool. Muz.* **7** : 123-153.
- ZIRNGIEBL, L. 1956. Blattwespen aus Iran. *Mitt. münch. ent. Ges.* **46** : 322-326.

INDEX TO NEW SPECIFIC NAMES AND TO NEW SYNONYMY

Synonyms in italics

- | | |
|---|--|
| <i>adequata</i> , Tenthredo, 181 (footnote) | <i>balcana</i> , Tenthredo, 159 (footnote) |
| <i>afra</i> , Tenthredo, 181 (footnote) | <i>balteatus</i> , Allantus, 181 (footnote) |
| <i>africanus</i> , Dolerus, 137 | <i>bensoni</i> , Urocerus augur, 116 |
| <i>albata</i> , Tenthredopsis, 158 (footnote) | <i>benthini</i> , Tenthredo, 159 (footnote) |
| <i>amurensis</i> , Calameuta, 122 | <i>bleusei</i> , Schizoceros, 128 |
| <i>andrei</i> , Allantus, 181 (footnote) | <i>bleyli</i> , Amasis, 132 |
| <i>andrei</i> , Tenthredopsis, 158 (footnote) | <i>brevis</i> , Pachycephus, 118 |
| <i>antigae</i> , Allantus, 181 (footnote) | <i>brunnescens</i> , Thomsonia, 160 (footnote) |
| <i>apicicornis</i> , Monoplopus, 122 | <i>byzantina</i> sp. n., Sciapteryx, 188 |
| <i>armenius</i> , Ateuchopus, 123 | |

- camtschatkali*, Tenthredopsis, 157 (footnote)
casia, Tenthredopsis, 159 (footnote)
clementi, Kokujewia, 128
cognata, Macrophya, 181 (footnote)
contiguus, Allantus, 182 (footnote)
continentalis, Thomsonia, 160 (footnote)
corcyrensis, Tenthredopsis, 158 (footnote)
CORNARIA, 152
coronatus, Thrinax, 134
corynetes, Macrophya, 181 (footnote)
- deannulata*, Thomsonia, 160 (footnote)
debilis, Arge, 126
decoratus sp. n., Characopygus, 119
diana ssp. n., Tenthredo maculata, 174
diaphenia sp. n., Macrophya, 195
diversipes, Allantus, 181 (footnote)
dulcis sp. n., Elinora, 184
dusmeti, Allantus, 183 (footnote)
- excisa*, Perineura, 158 (footnote)
euphorbiae sp. n., Tenthredo, 177
- festiva*, Calameuta, 122
fuscicornis, Thomsonia, 160 (footnote)
fuscitarsis, Selandria, 135
- gastrica*, Hylotoma, 128
geniculatus Lepeletier, Dolerus, 137
gribodoi, Allantus, 181 (footnote)
grombczewskii, Cephus, 122
guichardi, Elinora, 181 (footnote)
guichardi sp. n., Tenthredopsis, 162
- haematica* sp. n., Corynis, 130
hamata sp. n., Macrophya, 194
harveyi sp. n., Tenthredopsis, 163
helveticus, Allantus, 171
henschi, Schizoceros, 128
hungarica, Tenthredo, 158 (footnote)
hyrcanus sp. n., Dolerus, 141
hyrcana sp. n., Scolioneura, 149
hyrcana sp. n., Tenthredo, 172
- infernalis*, Cephus, 122
- jugalis*, Allantus, 171
jugurtha, Macrophya, 181 (footnote)
- kareli*, Allantus, 185
kussariensis, Allantus, 177
- lacteore* ssp. n., Aglaostigma aucupariae, 155
lactiflua, Tenthredo, 158 (footnote)
- laevinota* ssp. n., Kaliofenusa ulmi, 150
limbergorum, Tenthredo, 181 (footnote)
luminosus, Allantus, 171
- megapteroides* ♀, Dolerus, 141
merceti, Allantus, 171
meridionalis, Euromostethus, 151
minerva sp. n., Macrophya, 197
montivagus sp. n., Dolerus, 138
- nazareensis*, Allantus, 172
nigriceps, Dolerus, 137
nigripes, Schizoceros, 128
nigritarsis, Hylotoma, 126
nigrorufa, Thomsonia, 159 (footnote)
nitens ssp. n., Eriocampa ovata, 154
notatus, Cephus, 120
- oedipus* sp. n., Macrophya, 194
- quadrannulata*, Tenthredopsis, 159 (footnote)
- palestina*, Kokujewia, 128
pectoralis, Allantus, 181 (footnote)
pisinna, Tenthredopsis, 159 (footnote)
proxima, Hylotoma, 126
prunicola sp. n., Hoplocampa, 201
punctatus, Tristactus, 115
- ruficornis*, Thomsonia, 160 (footnote)
- sachalinensis*, Tenthredo, 157 (footnote)
sahariensis, Tenthredo, 181 (footnote)
sanctus, Spatulocephalus, 118
sarta, Amasis, 132
seljuki ssp. n., Arge clavicornis, 127
seljuki ssp. n., Dolerus anticus, 137
serena, Allantus, 172
stolida sp. n., Elinora, 185
striatipes, Allantus, 181 (footnote)
syriaca, Hylotoma, 125
- tanaiticus*, Cephus, 120
tenuicornis, Astatus, 124
tischbeini, Tenthredo, 159 (footnote)
tricolor, Allantus, 182 (footnote)
triforis, Tenthredopsis, 159 (footnote)
tunetensis, Allantus, 181 (footnote)
turanica, Arge, 126
turanicus, Cephus, 122
- vernalis*, Sciapteryx, 187 (footnote)
- xanthorius*, Allantus, 179 (footnote)
- zarudnyi*, Arge, 126

